

NOBLELIFT



Scan QR Code for More

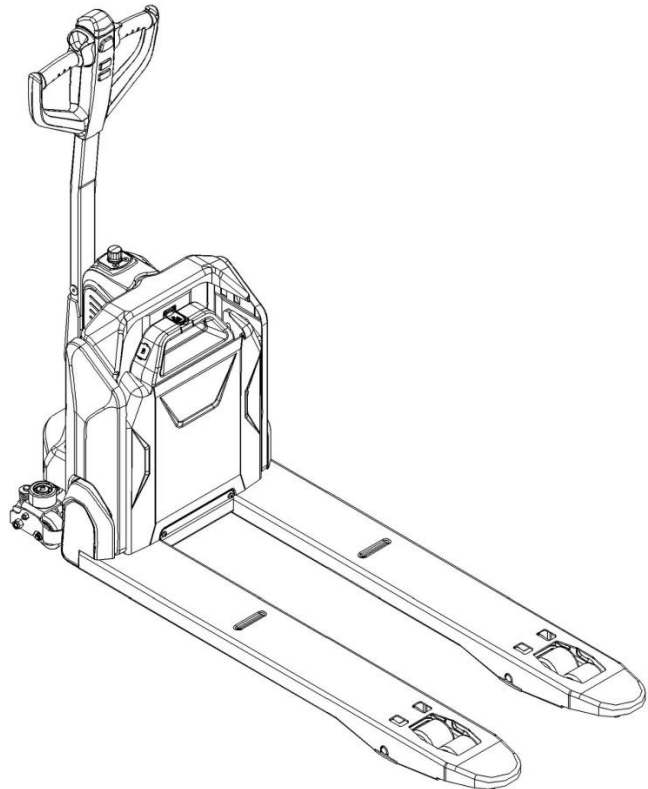
Service Hotline: 836115

Electric Pallet Truck

PTE15N Pro&PTE20N Pro

PARTS MANUAL

507746020106&507646020106



Version: V06

Truck Identification Number From:

Parts Manual

PTE15N Pro&PTE20N Pro-PM06EN

Please order spare parts from authorized dealers of Noblelift Intelligent Equipment Co., LTD.

In order to avoid wrong delivery, all the orders for spare parts should specify the following items:

- Truck model, identification number and manufacture year.
- Orders for spare parts of mast, hydraulic transmission unit, steering axle, motor, etc. shall indicate the manufacture number of these parts.
- Codes for Noblelift spare parts are shown in the table of parts manual. Please also pay attention to the description of supply status, order quantity, etc. (check the number listed in "Mark" column of the parts manual).

"Mark" Column:

The unmarked indicates the parts are in short supply cycle.

Number 1: supply as package. Indicating these that parts are small parts and seal parts, which are supplied in package unit and in short supply cycle.

Number 2: supply with constraints. Indicating that these spare parts are not in stock and will be prepared for production after receiving the order from customers, which are in long supply cycle.

Number 3: phasing-out supply. Indicating that these parts will be replaced by new parts due to technical improvements and the current stock will not be available when these parts run out. Please check the description of technical improvements notice.

Number 4: supply as assembly. Indicating that these parts are assembly parts defined by manufacture process, which cannot be supplied as a single part.

Number 5: check other tables.

This parts manual is the property of Noblelift and can be shared under the confidential agreement only, Noblelift has the right to claim for compensation of any unauthorized use. Copy without permission is not allowed. Figures in the manual are not limited by the original design. Noblelift Intelligent Equipment Co., LTD reserves the right to improve the products for continuous technology progress.

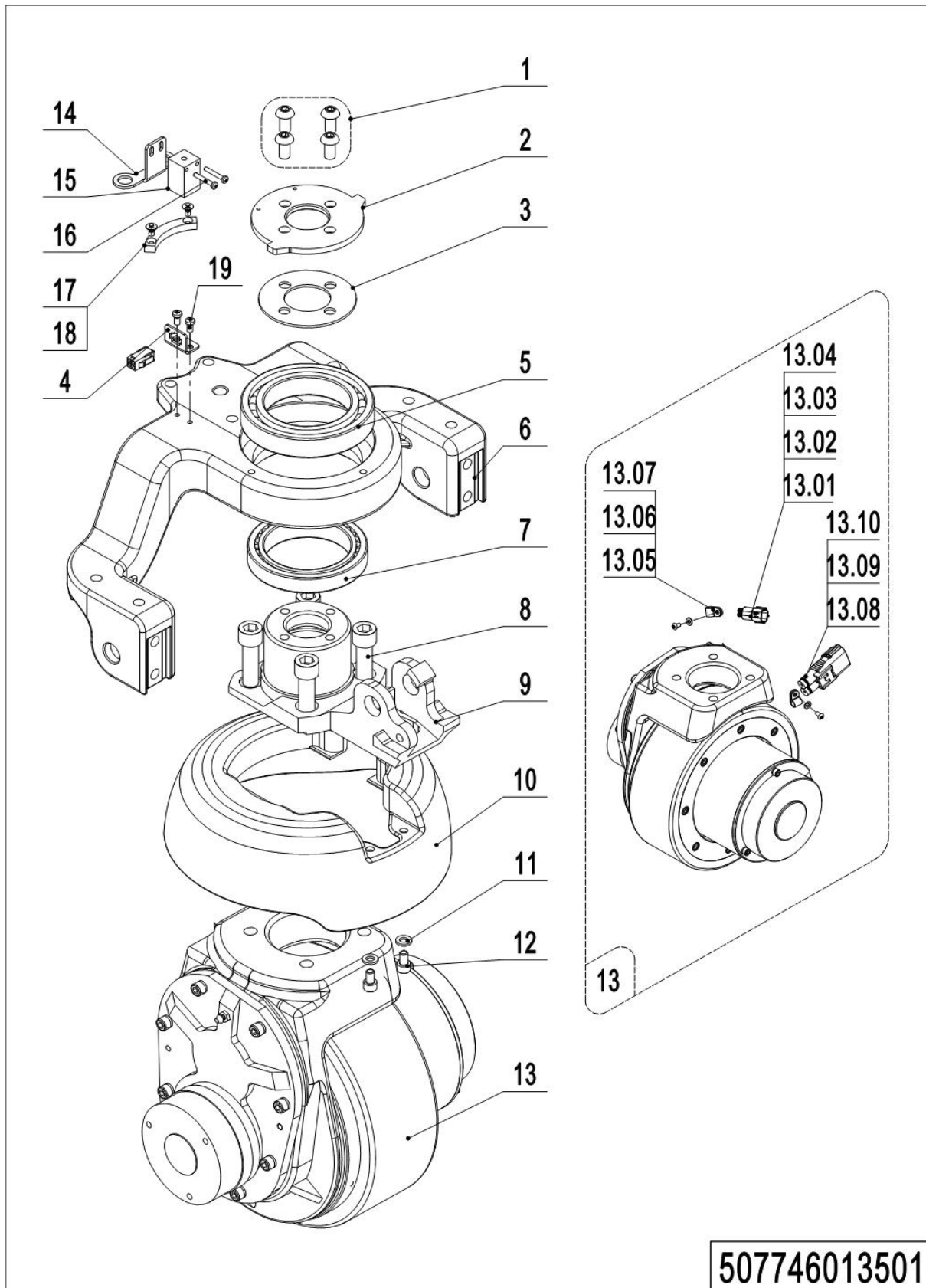
Table of Contents

Chapter 1: Drive System.....	5
01 Drive Unit Steering (PTE15N Pro) (507746013501)	5
02 Drive Assembly (PTE15N Pro) (507746013001).....	7
03 Drive Unit Steering (PTE20N Pro) (507646013501).....	9
03 Drive Unit Steering (PTE20N Pro) (507646013501) Continuation	11
04 Drive Assembly (PTE20N Pro) (507646013001).....	13
Chapter 2: Hydraulic System.....	15
01 Hydraulic Components (PTE15N Pro) (EN1175-2020)(507746023501)	15
02 Hydraulic Components (PTE20N Pro) (EN1175-2020)(507646023502)	17
02 Hydraulic Components (PTE20N Pro) (EN1175-2020) (507646023501) Continuation	19
Chapter 3: Truck Frame	21
01 Truck Frame (PTE15N Pro) (507746038501).....	21
01 Truck Frame (PTE15N Pro) (507746038501) Continuation.....	23
01 Truck Frame (PTE15N Pro) (507746038501) Continuation.....	25
02 Truck Frame (PTE15N Pro) (507746038502).....	27
02 Truck Frame (PTE15N Pro) (507746038502) Continuation	29
02 Truck Frame (PTE15N Pro) (507746038502) Continuation	31
03 Truck Frame (PTE20N Pro) (507646038501).....	33
03 Truck Frame (PTE20N Pro) (507646038501) Continuation.....	35
03 Truck Frame (PTE20N Pro) (507646038501) Continuation.....	37
04 Truck Frame (PTE20N Pro) (507646038502).....	39
04 Truck Frame (PTE20N Pro) (507646038502) Continuation	41
04 Truck Frame (PTE20N Pro) (507646038502) Continuation	43
Chapter 4: Steering System, Braking System, Wheels	45
01 Tiller Unit (PTE15N Pro) (EN1175-2020) (507746011001).....	45
02 Tiller Unit (PTE20N Pro) (EN1175-2020) (507646011001).....	47
03 Control Handle (PTE15N Pro) (EN1175-2020) (507746011002)	49
04 Control Handle (PTE20N Pro) (EN1175-2020) (507646011002)	51
05 Load Wheel (Tandem) (PTE15N Pro) (507746017001)	53
06 Load Wheel (Tandem) (PTE20N Pro) (507646017001)	55
07 Caster (507746016501)	57
08 Caster(without) (507746016502)	59
Chapter 5: Electrical Parts	61
01 Wire Harness (PTE15N Pro) (EN1175-2020) (507746033001)	61
02 Wire Harness (PTE20N Pro) (EN1175-2020)(507646033001).....	63
03 Controller (PTE15N Pro) (EN1175-2020) (507746033002).....	65
04 Controller (PTE20N Pro) (EN1175-2020)(507646033002).....	67
05 Charger (PTE15N Pro) (EN1175-2020) (507746036501).....	69
05 Charger (PTE15N Pro) (507746036501) (EN1175-2020) Continuation	71
06 Charger (PTE15N Pro) (EN1175-2020) (507746036502).....	73
07 Charger (PTE20N Pro) (EN1175-2020) (507646036501).....	75
08 Charger (PTE20N Pro) (EN1175-2020) (507646036502).....	77

09 Traction Battery (24V20Ah) (PTE15N Pro) (EN1175-2020) (507746037001).....	79
10 Traction Battery (24V40Ah) (PTE15N Pro) (EN1175-2020) (507746037002).....	81
11 Traction Battery (24V40Ah) (PTE15N Pro) (EN1175-2020) (507746037003)	83
12 Traction Battery (48V20Ah) (PTE20N Pro) (EN1175-2020) (507646037001).....	85
13 Traction Battery (48V20Ah) (PTE20N Pro) (EN1175-2020) (507646037002)	87
Chapter 6: Special Parts.....	89
01 Load Backrest (507746040501)	89
02 Charging cabinets (PTE15N Pro) (507746040502)	91
03 Charging cabinets (PTE20N Pro) (507646040501)	93
04 Charging cabinets (PTE20N Pro) (507646040502)	95
Chapter 7: Others.....	97
01 Labels and Decals-EU (PTE15N Pro) (507746047001)	97
01 Labels and Decals-EU (PTE15N Pro) (507746047001) Continuation.....	99
02 Labels and Decals-US (PTE15N Pro) (507746047002)	101
02 Labels and Decals-US (PTE15N Pro) (507746047002) Continuation.....	103
03 Labels and Decals-EU (PTE20N Pro) (507646047001)	105
04 Labels and Decals-US (PTE20N Pro) (507646047002)	107
Appendix.....	109
01 Electrical Circuit Diagram (PTE15N Pro) (EN1175-2020) (507746045501).....	109
02 Electrical Circuit Diagram (PTE15N Pro) (EN1175-2020) (507746045502).....	110
03 Electrical Circuit Diagram (PTE15N Pro) (EN1175-2020) (507746045503).....	111
04 Electrical Circuit Diagram (PTE15N Pro) (EN1175-2020) (507746045504).....	112
05 Electrical Circuit Diagram (PTE20N Pro) (EN1175-2020) (507646045501).....	113
06 Electrical Circuit Diagram (PTE20N Pro) (EN1175-2020) (507646045502).....	114
07 Hydraulic Circuit Diagram (PTE15N Pro) (EN1175-2020) (507746045505).....	115
08 Hydraulic Circuit Diagram (PTE20N Pro) (EN1175-2020) (507646045503).....	116
09 Consumable Parts List	117
09 Consumable Parts List(Continuation).....	118

Chapter 1: Drive System

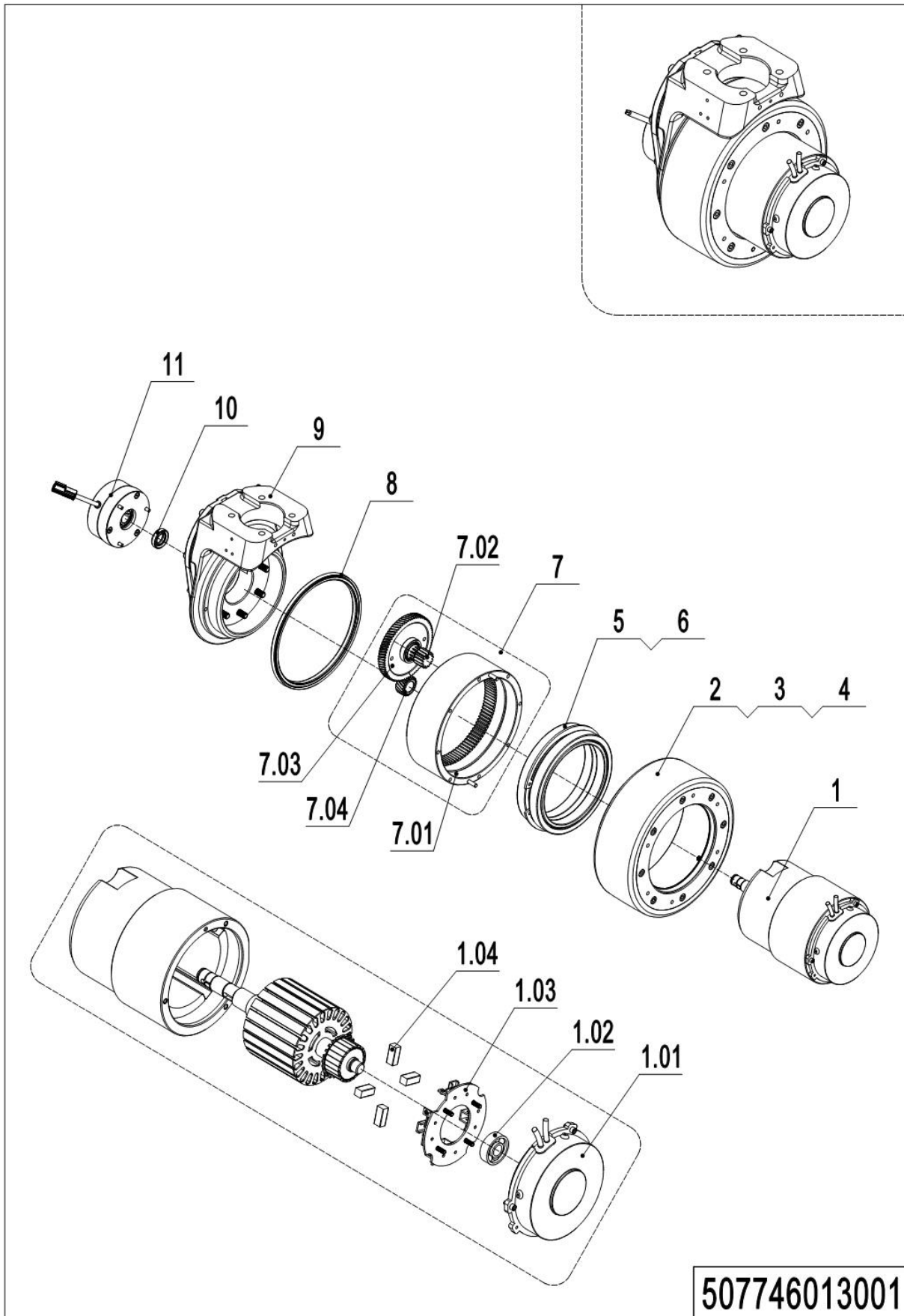
01 Drive Unit Steering (PTE15N Pro) (507746013501)



507746013501

01 Drive Unit Steering (PTE15N Pro) (507746013501)

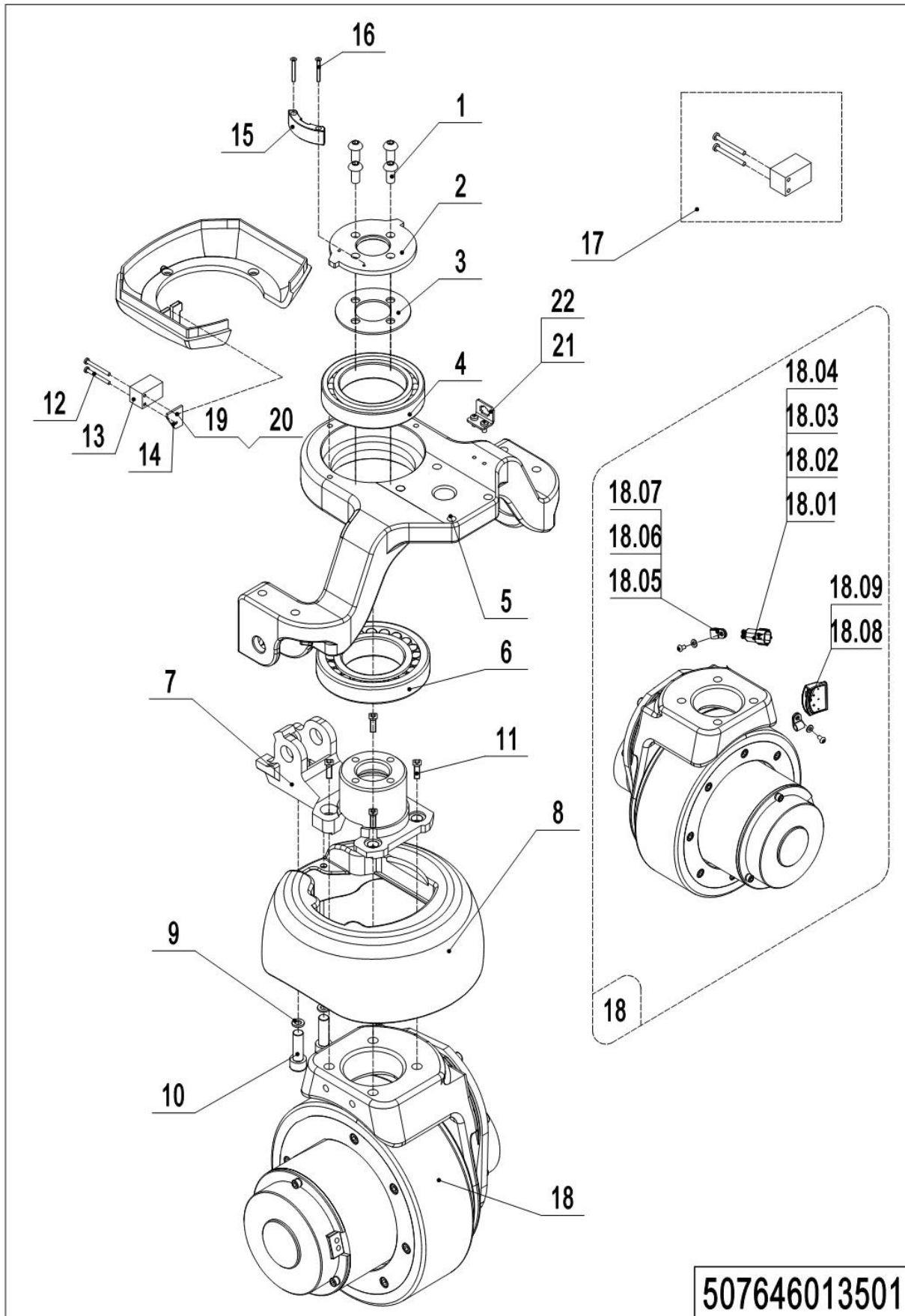
No.	Item Code	Mark	Item Description	Qty.	Substitute	Note
1	910200300024	1	Screw	4		
2	508013520003		Bearing Plate	1		
3	508013520004		Subplate	1		
4	507738520022	1	Mounting Plate	1		
5	910700200058	1	Bearing	1		
6	507913520000		Mounting Base	1		
7	910700600044		Bearing	1		
8	910200200076	1	Screw	4		
9	508013520001		Flange	1		
10	508013520101		Cover	1		Be sure to color your order
11	910400100005	1	Flat Washer	2		
12	910200200033	1	Screw	2		
13	508013510002		Drive Unit	1		8NMPU (STEKI)
13	508013510004		Drive Unit	1		8NMPU (XDL)
13	508013510005		Drive Unit	1		8NMPU (FH)
13.01	920400200004	1	Connector	1		
13.02	920400200003	1	Connector	1		
13.03	920400200017	1	Connector	2		
13.04	920400200018	1	Connector	2		
13.05	910200700001	1	Screw	2		
13.06	910400100003	1	Flat Washer	2		
13.07	921300200001		Cable Clamp	2		
13.08	920400200169	1	Connector	1		Water proof
13.09	920400200172	1	Connector	2		Water proof
13.10	920400200171	1	Connector	2		Water proof
14	508033020003		Bracket	1		
15	920200400017		Proximity Switch	1		
16	910200500015	1	Screw	2		
17	508033020002		Induction Block	1		
18	910200700001	1	Screw	2		
19	910200300016		Screw	2		

02 Drive Assembly (PTE15N Pro) (507746013001)

02 Drive Assembly (PTE15N Pro) (507746013001)

No.	Item Code	Mark	Item Description	Qty.	Substitute	Note
1	961004000012		Motor 0.65KW	1		
1.01	507798520022		End Cap	1		
1.02	507798520021		Bearing	1		
1.03	507798520024		Carbon Brush Holder	1		
1.04	507798520023		Carbon Brush	4		
2	961004000009		Drive Wheel	1		
2	961004200001		Drive Wheel	1		FH
3	961004000011		Seal Ring	1		
4	910200200139		Screw	8		
5	910700200044		Bearing	2		
6	961004000007		Sleeve	1		
7	507798510006		Gear Components	1		
7.01	961004000006		Gear	1		
7.02	961004000003		Gear Shaft	1		
7.03	961004000002		Gear	1		
7.04	961004000005		Gear	1		
8	961004000010		OTC Seal	1		
9	507798510007		Gearbox	1		
10	961000700012		Seal	1		
11	940700100015		Brake (24V 8N.m)	1		STEKI
11	961002200004		Brake (24V 8N.m)	1		XDL

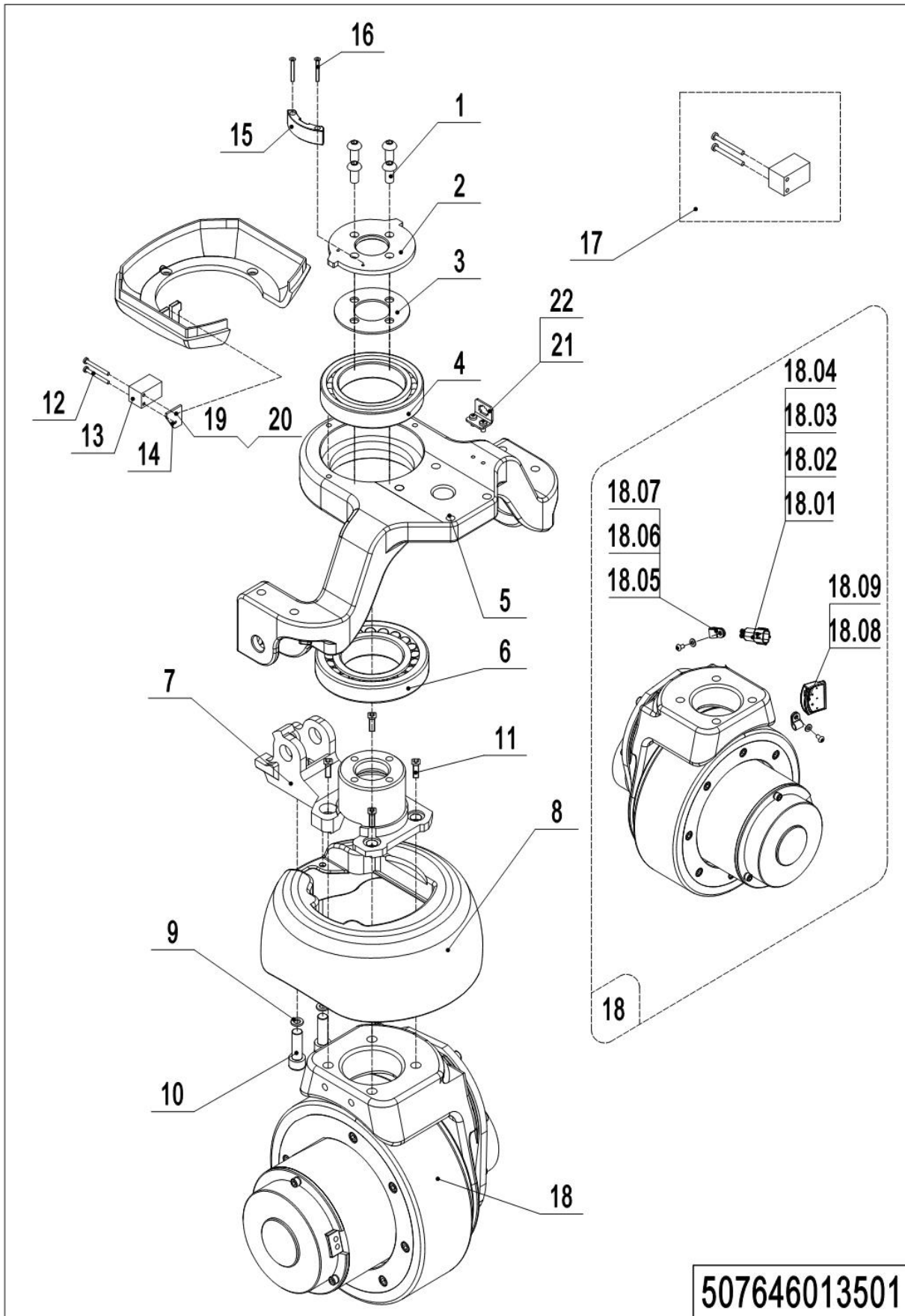
03 Drive Unit Steering (PTE20N Pro) (507646013501)



03 Drive Unit Steering (PTE20N Pro) (507646013501)

No.	Item Code	Mark	Item Description	Qty.	Substitute	Note
1	910200300024	1	Screw	4		
2	508513520002		Bearing Plate	1		
3	508013520004		Subplate	1		
4	910700200058		Bearing	1		
5	508513520001		Wheel Mount	1		
6	910700600044		Bearing	1		
7	508513520000		Flange	1		
8	508013520101		Cover	1		
9	910400100005	1	Flat Washer	4		
10	910200200032	1	Screw	2		
11	910200200076	1	Screw	4		
12	910200200007	1	Screw	2		
13	920200400025		Proximity Switch	1		
14	508533020001		Mounting Plate	1		
15	508533020000		Induction Block	1		
16	910200500015	1	Screw	2		
17	508598510002		Proximity Switch	1		
18	508513510000		Drive Unit	1		
18	508513510001		Drive Unit	1		FH
18.01	920400200001		Connector	1		
18.02	920400200019		Connector	2		
18.03	920400200018		Connector	2		
18.04	920400200002		Connector	1		
18.05	921300200001		Cable Clamp	2		
18.06	910200200012	1	Screw	2		
18.07	910400100003	1	Flat Washer	2		
18.08	920400200160		Connector	1		
18.09	920400200161		Connector	1		
19	910400100003	1	Flat Washer	1		

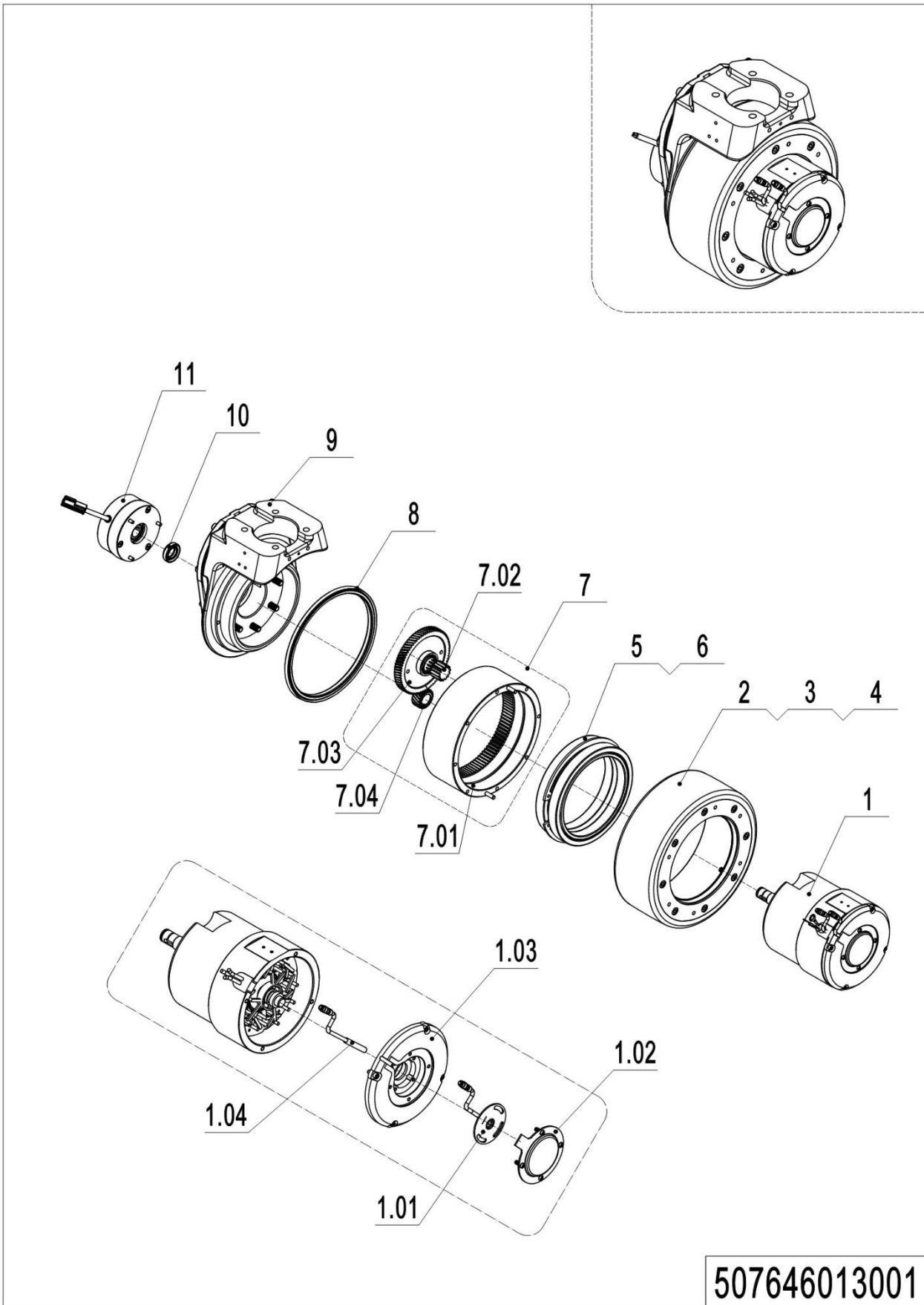
03 Drive Unit Steering (PTE20N Pro) (507646013501) Continuation



1= Supply as package. 2= Supply with constraints. 3= Phasing-out supply. 4= Supply as assembly. 5= Check other tables.

03 Drive Unit Steering (PTE20N Pro) (507646013501) Continuation

No.	Item Code	Mark	Item Description	Qty.	Substitute	Note
20	910200300005	1	Screw	1		
21	507738520022		Mounting Plate	1		
22	910200300016		Screw	2		

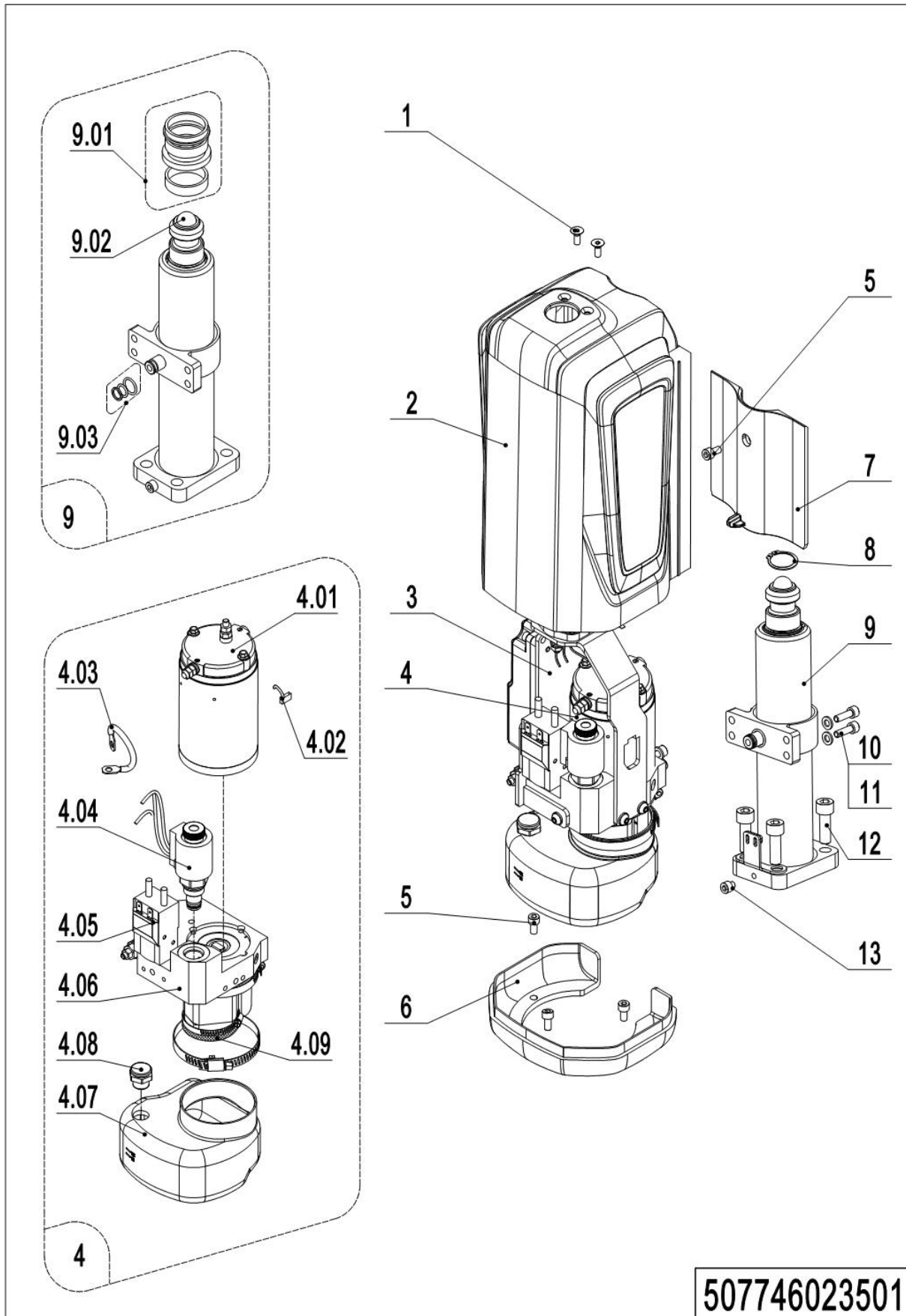
04 Drive Assembly (PTE20N Pro) (507646013001)

04 Drive Assembly (PTE20N Pro) (507646013001)

No.	Item Code	Mark	Item Description	Qty.	Substitute	Note
1	961004300001		Motor 1KW/48V	1		
1.01	961001800002		Sensor	1		RXD
1.02	961001800003		Protective Cap	1		
1.03	961001800004		End Cap	1		
1.04	961001800005		Sensor	1		YLS
2	961004000009		Drive Wheel	1		
2	961004200001		Drive Wheel	1		FH
3	961004000011		Seal Ring	1		
4	910200200139		Screw	8		
5	910700200044		Bearing	2		
6	961004000007		Sleeve	1		
7	507798510006		Gear Components	1		
7.01	961004000006		Gear	1		
7.02	961004000003		Gear Shaft	1		
7.03	961004000002		Gear	1		
7.04	961004000005		Gear	1		
8	961004000010		OTC Seal	1		
9	507798510007		Gearbox	1		
10	961000700012		Seal Ring	1		
11	940700100015		Brake	1		STEKI

Chapter 2: Hydraulic System

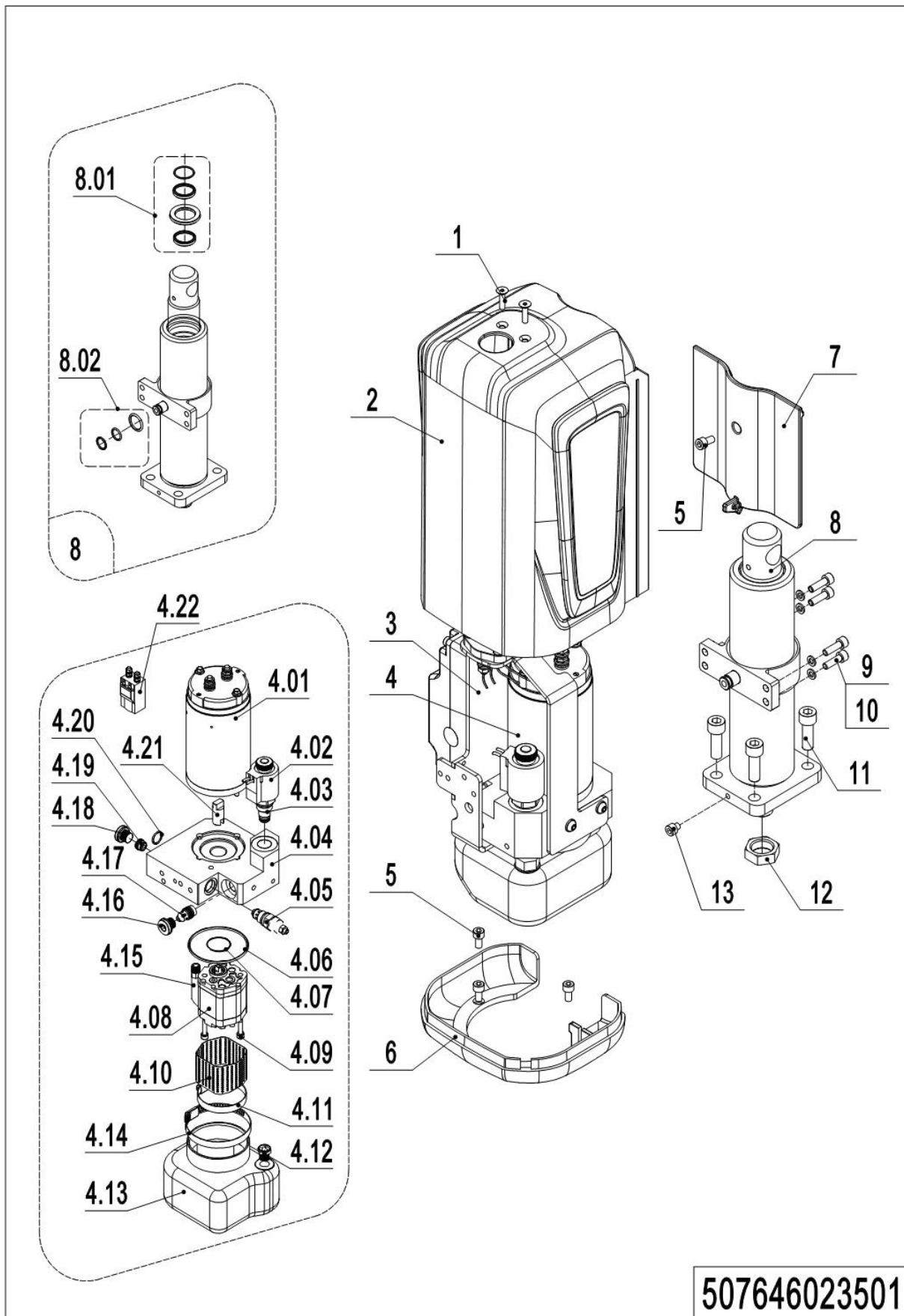
01 Hydraulic Components (PTE15N Pro) (EN1175-2020)(507746023501)



01 Hydraulic Components (PTE15N Pro) (EN1175-2020)(507746023502)

No.	Item Code	Mark	Item Description	Qty.	Substitute	Note
1	910200400053	1	Screw	2		
2	507724010090		Cover	1		Be sure to color your order
3	508024010007		Mounting Rack	1		
4	950900100124		Pump Unit	1		
4.01	508098510107	2	Motor	1		
4.02	508098520008	2	Brush	1		
4.03	508098520007	2	Cables	1		
4.04	508098510034	2	Magnetic Valve	1		
4.05	508098510021	2	Switch	1		
4.06	508098510108	2	Gear Pump Kits	1		
4.07	508098510011	2	Tank	1		
4.08	508598510009	2	Cap-Tank	1		
4.09	508098520037	2	Filter	1		
5	910200200033	1	Screw	4		
6	507724020092		Shield	1		Be sure to color your order
7	508024020104		Cover	1		
8	910401300017	1	Circlip	1		
9	508024010003		Cylinder	1		
9.01	508098510018		Seal Kit	1		
9.02	910701100019		Steel Ball	1		
9.03	508598510004		Seal Kit	1		
10	910200200036	1	Screw	7		
11	910400100005	1	Flat Washer	7		
12	910200200077	1	Screw	4		
13	910200200160	1	Screw	1		

02 Hydraulic Components (PTE20N Pro) (EN1175-2020)(507646023502)

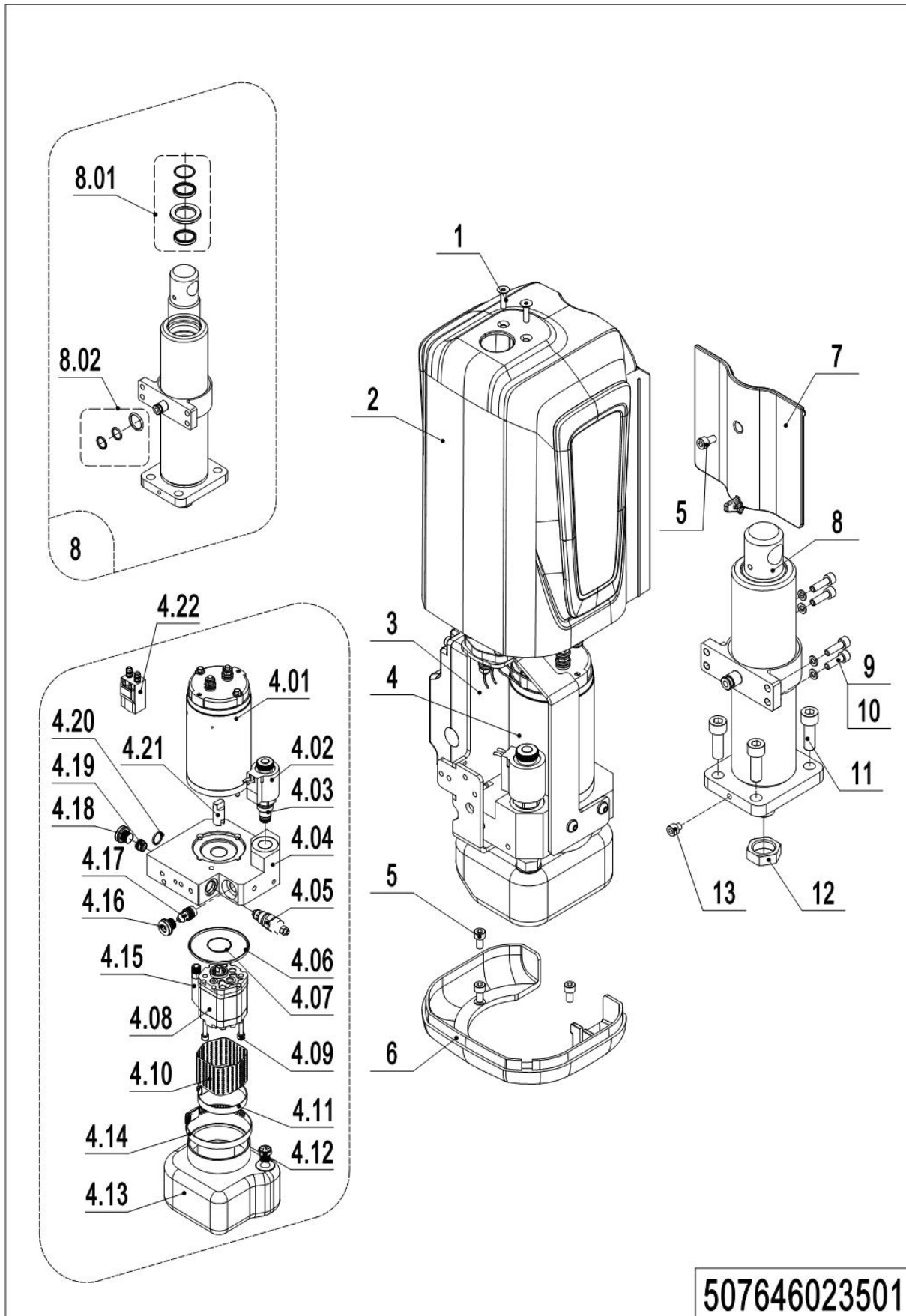


02 Hydraulic Components (PTE20N Pro) (EN1175-2020) (507646023501)

No.	Item Code	Mark	Item Description	Qty.	Substitute	Note
1	910200400052		Screw	2		
2	507624010090		Cover	1		
3	508524010003		Mounting Rack	1		
4	950900100057		Pump Unit	1		
4.01	508598510007		Motor	1		MD48080AN
4.02	508598520001		Coil	1		YC048DC
4.03	505698520054		Magnetic Valve	1		SCV
4.04	508598520002		Valve Block	1		CMB3-101-66E
4.05	504498510015		Overflow Valve	1		RV-06
4.06	508598520003		O-Ring	1		67.95x2.62
4.07	910800100063		O-Ring	1		21.2x1.8
4.08	508598510008		Gear Pump	1		CBU-F1038
4.09	508598520004	1	Screw	2		M5x60
4.10	508598520005		Filter	1		59-30
4.11	508598520006		Hoop	1		KG02
4.12	508598510009		Cap-Tank	1		Z3/8
4.13	508598510010		Tank	1		0.4L-TP072A080-V
4.14	508598520007		Hoop	1		KG04
4.15	508598520008		Pipe	1		RU10-060
4.16	505698520043		End Cap	1		SP-09
4.17	505698520041		Valve	1		RPCV-02-04
4.18	505698520037		End Cap	1		SP-02
4.19	505698520038		Check Valve	1		CV-03
4.20	910800100098		O-Ring	1		13.5x1.8
4.21	508598520009		Coupling	1		DGP-312
4.22	508598520011		Switch	1		DK0148B
5	910200200033		Screw	4		
6	507624020099		Shield	1		
7	508524020011		Cover	1		
8	508524010000		Cylinder	1		

02 Hydraulic Components (PTE20N Pro) (EN1175-2020)

(507646023501) Continuation



507646023501

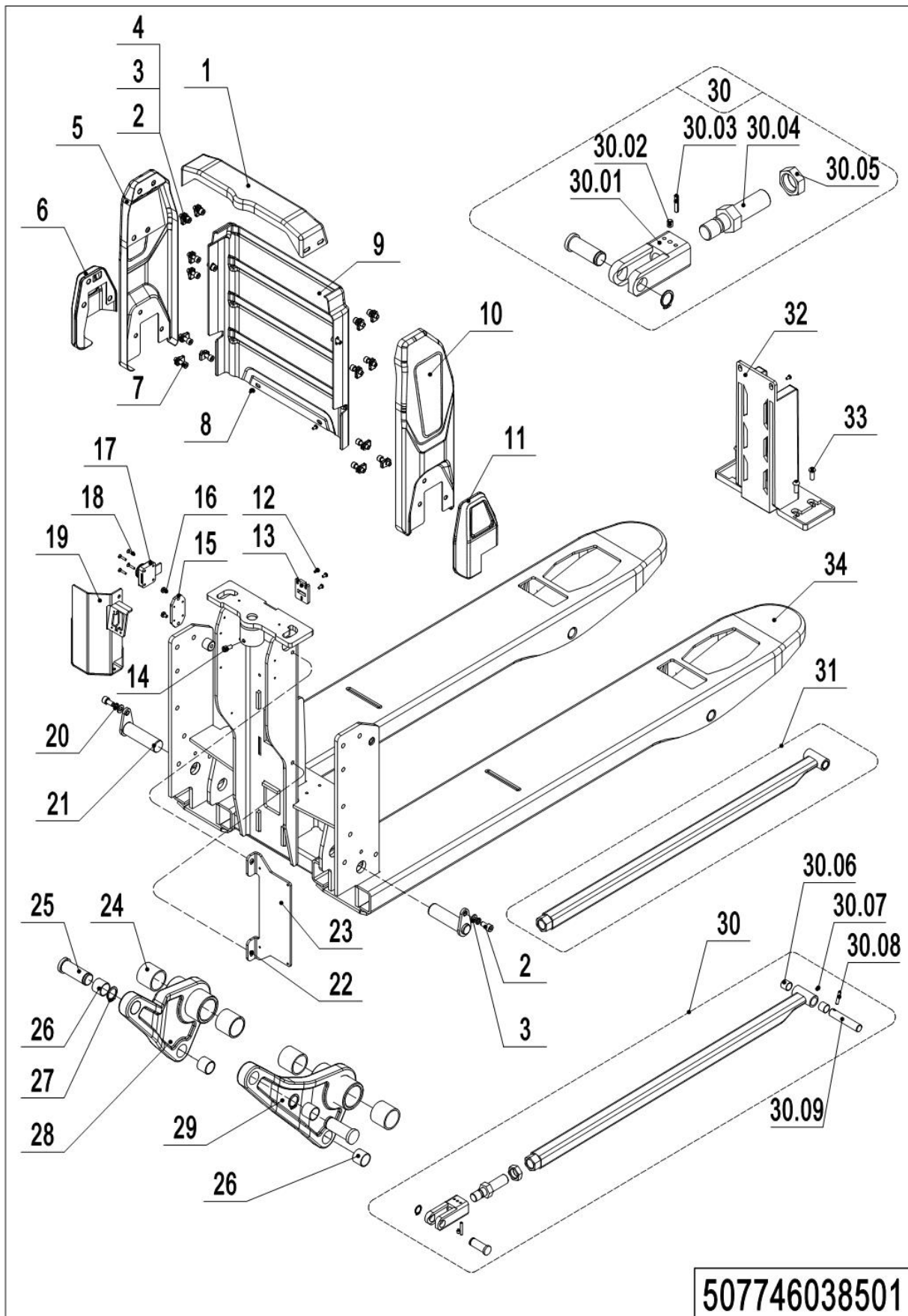
02 Hydraulic Components (PTE20N Pro) (EN1175-2020)

(507646023501)continuation

No.	Item Code	Mark	Item Description	Qty.	Substitute	Note
8.01	508598510005		Seal Kit	1		
8.02	508598510004		Seal Kit	1		
9	910200200036	1	Screw	4		
10	910400100005	1	Flat Washer	8		
11	910200200078	1	Screw	4		
12	910300400008		Nut	1		
13	910200200160	1	Screw	1		

Chapter 3: Truck Frame

01 Truck Frame (PTE15N Pro) (507746038501)

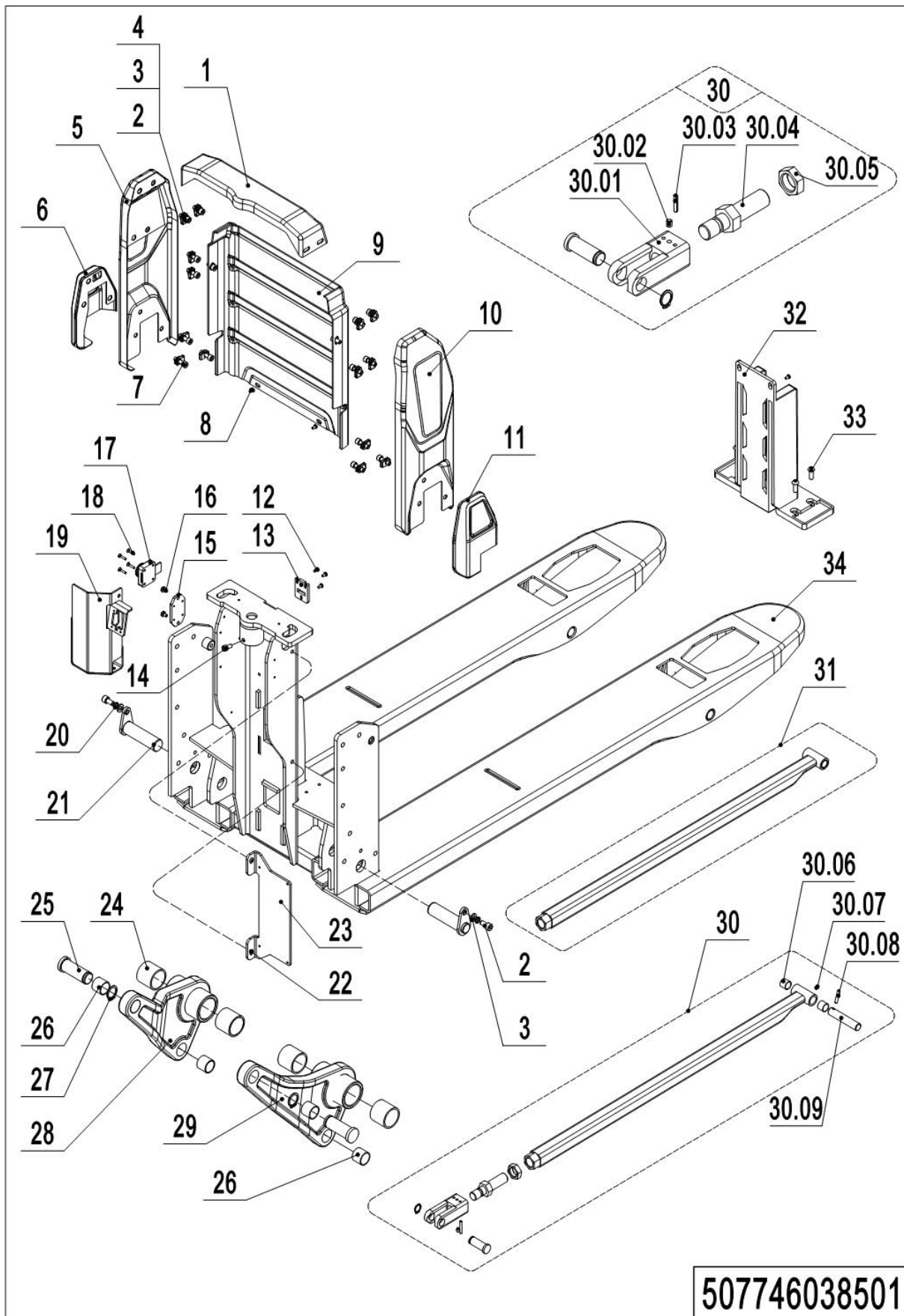


1= Supply as package. 2= Supply with constraints. 3= Phasing-out supply. 4= Supply as assembly. 5= Check other tables.

01 Truck Frame (PTE15N Pro) (507746038501)

No.	Item Code	Mark	Item Description	Qty.	Substitute	Note
1	507738520081		Cover	1		
2	910200200055	1	Screw	8		
3	910400100021		Flat Washer	8		
4	940400400002		Cage Nut	14		
5	507738510094		Side cover (left)	1		
5	507738510096		Side cover (left)	1		Selection of 75mm height
6	507738510090		Side Cover (left 540)	1		
7	910200200157		Screw	10		
8	910200300017	1	Screw	2		
9	507738520080		Front Panel	1		
10	507738510095		Side cover (right)	1		
10	507738510097		Side cover (right)	1		Selection of 75mm height
11	507738510091		Side Cover (right 540)	1		
12	910200500034	1	Screw	3		
13	508038520109		Lock	1		
14	910200200171		Screw	1		
15	507738520009		Mounting Plate	1		
16	910203100001		Screw	2		
17	507738510051		Pin-code Lock	1		
18	910203000001		Screw	4		
19	507738510054		Take-up box	1		
20	910400500006		Washer	2		
21	507738510050	1	Axle	2		
22	910200200013		Screw	2		
23	507738520017		Mounting Plate	1		
24	940500100097		Bushing	4		
25	508038520041		Pin	4		
26	940500100083		Bushing	4		
27	910401300007		Circlip	4		
28	510838510003		Rise Arm	1		

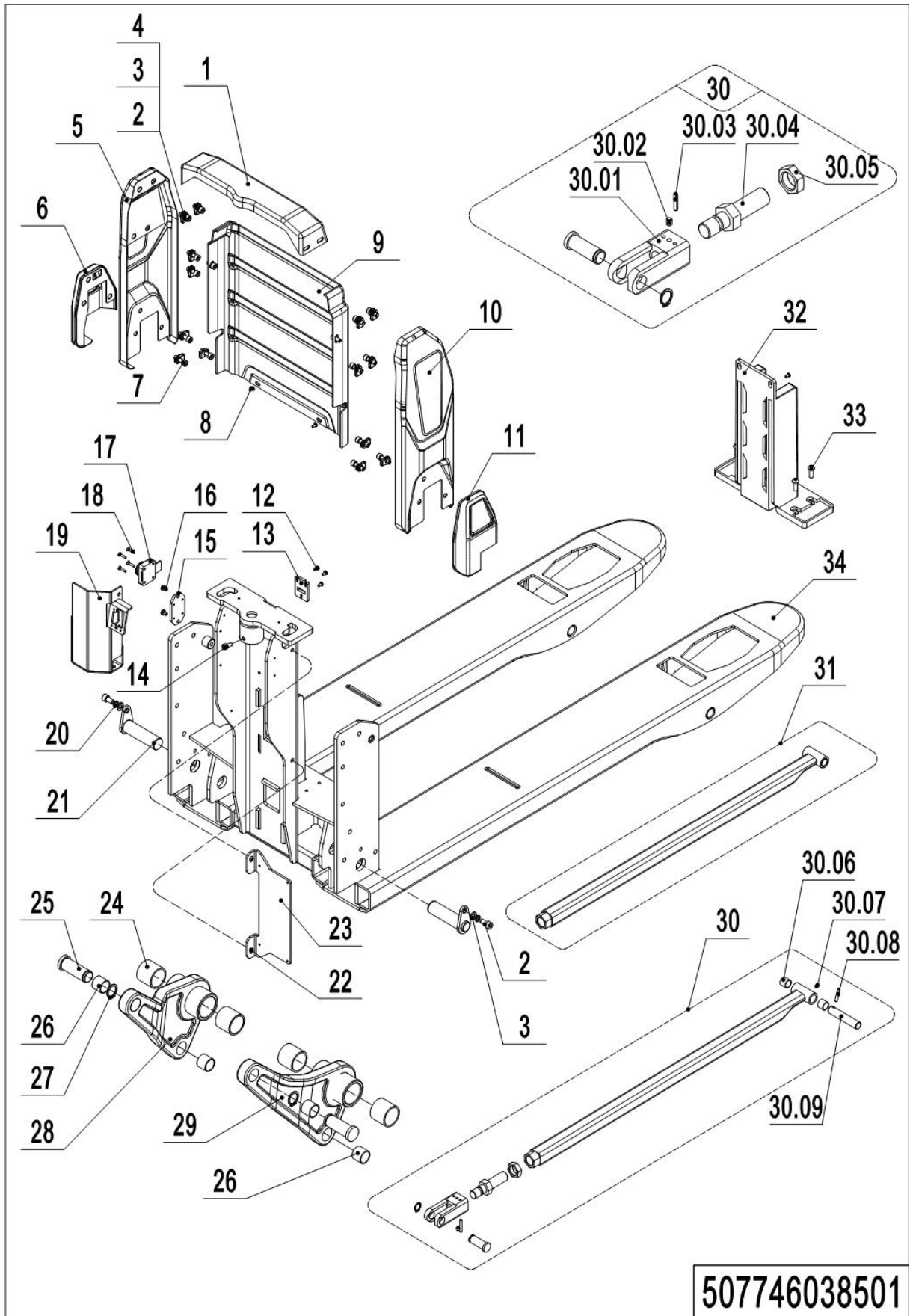
01 Truck Frame (PTE15N Pro) (507746038501) Continuation



01 Truck Frame (PTE15N Pro) (507746038501) Continuation

No.	Item Code	Mark	Item Description	Qty.	Substitute	Note
29	510838510002		Rise Arm	1		
30	508098510038		Push Rod Kit (800)	2		
30	508098510006		Push Rod Kit (915)	2		
30	508098510043		Push Rod Kit (1000)	2		
30	508098510122		Push Rod Kit (1070)	2		
30	507798510002		Push Rod Kit (1150)	2		
30	508098510044		Push Rod Kit (1220)	2		
30.01	508038520028		Push Rod Fork	2		
30.02	910201000005	1	Screw	2		
30.03	910600500001	1	Spring Pin	4		
30.04	508038520029		Threaded Rod	2		
30.05	910300400008	1	Nut	2		
30.06	940500100083		Bushing	4		
30.07	911200100001	1	Oil Cup	2		
30.08	910600500002	1	Spring Pin	2		
30.09	502338520030		Axle	2		
31	508038510016	2	Push Rod Kit (800)	2		
31	508038510014	2	Push Rod Kit (915)	2		
31	508038510017	2	Push Rod Kit (1000)	2		
31	508038530018	2	Push Rod Kit (1070)	2		
31	508038510011	2	Push Rod Kit (1150)	2		
31	508038510024	2	Push Rod Kit (122)	2		
32	920600100436		Guide column	1		
33	910200300018		Screw	6		
34	507738510005	2	Chassis (540x800)	1		
34	507738510007	2	Chassis (540x915)	1		
34	507738510009	2	Chassis (540x1000)	1		
34	507738510011	2	Chassis (540x1070)	1		
34	507738510001	2	Chassis (540x1150)	1		
34	507738510003	2	Chassis (540x1220)	1		
34	507738510104	2	Chassis (75mm/540x800)	1		Selection of 75mm height

01 Truck Frame (PTE15N Pro) (507746038501) Continuation

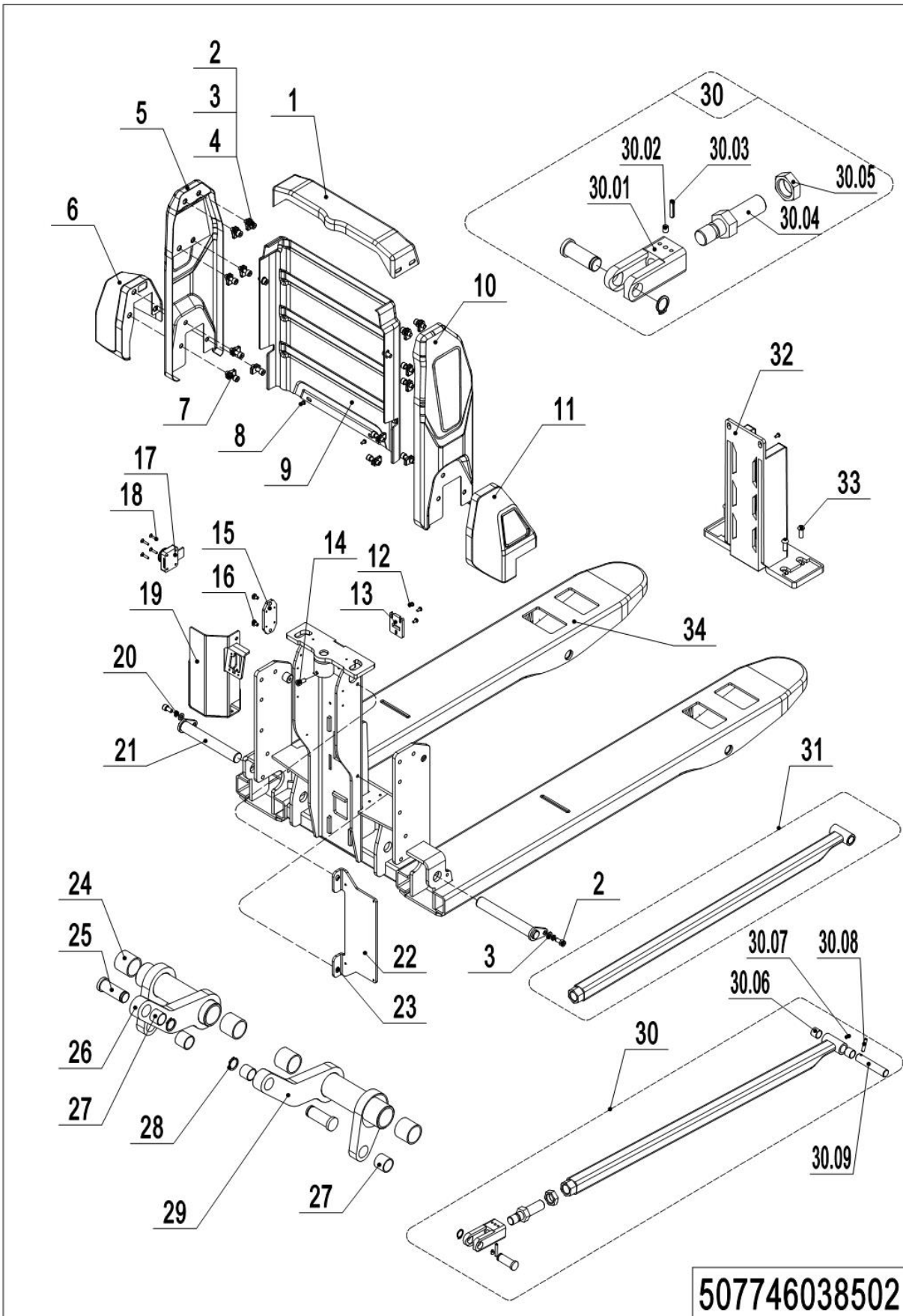


507746038501

01 Truck Frame (PTE15N Pro) (507746038501) Continuation

No.	Item Code	Mark	Item Description	Qty.	Substitute	Note
34	507738510106	2	Chassis (75mm/540x915)	1		Selection of 75mm height
34	507738510108	2	Chassis (75mm/540x1000)	1		Selection of 75mm height
34	507738510110	2	Chassis (75mm/540x1070)	1		Selection of 75mm height
34	507738510100	2	Chassis (75mm/540x1150)	1		Selection of 75mm height
34	507738510102	2	Chassis (75mm/540x1220)	1		Selection of 75mm height

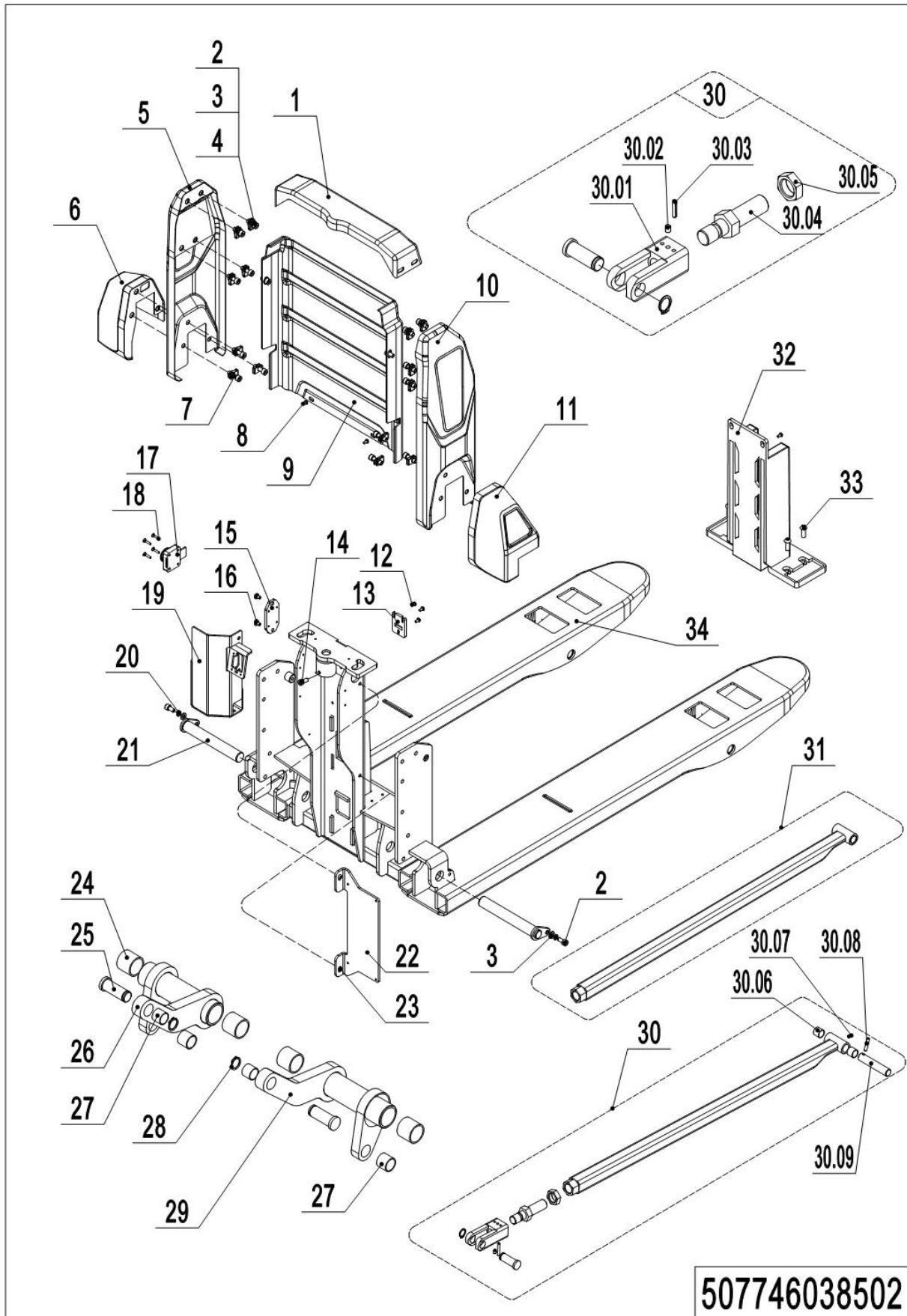
02 Truck Frame (PTE15N Pro) (507746038502)



02 Truck Frame (PTE15N Pro) (507746038502)

No.	Item Code	Mark	Item Description	Qty.	Substitute	Note
1	507738520081		Cover	1		
2	910200200055	1	Screw	8		
3	910400100021		Flat Washer	8		Be sure to color your order
4	940400400002		Cage Nut	14		Be sure to color your order
5	507738510094		Side cover (left)	1		
5	507738510096		Side cover (left)	1		Selection of 75mm height
6	507738510092		Side Cover (left 685)	1		
7	910200200157		Screw	10		
8	910200300017	1	Screw	2		Be sure to color your order
9	507738520080		Front Panel	1		Be sure to color your order
10	507738510095		Side cover (right)	1		
10	507738510097		Side cover (right)	1		Selection of 75mm height
11	507738510093		Side Cover (right 685)	1		
12	910200500034	1	Screw	3		
13	508038520109		Lock	1		
14	910200200171		Screw	1		
15	507738520009		Mounting Plate	1		
16	910203100001		Screw	2		
17	507738510051		Pin-code Lock	1		
18	910203000001		Screw	4		
19	507738510054		Take-up box	1		
20	910400500006		Washer	2		
21	507738510053		Axle	2		
22	507738520017		Mounting Plate	1		
23	910200200013		Screw	2		
24	940500100097		Bushing	4		
25	508038520041		Pin	4		
26	510838510005		Rise Arm	1		
27	940500100083		Bushing	8		
28	910401300007		Circlip	4		
29	510838510004		Rise Arm	1		

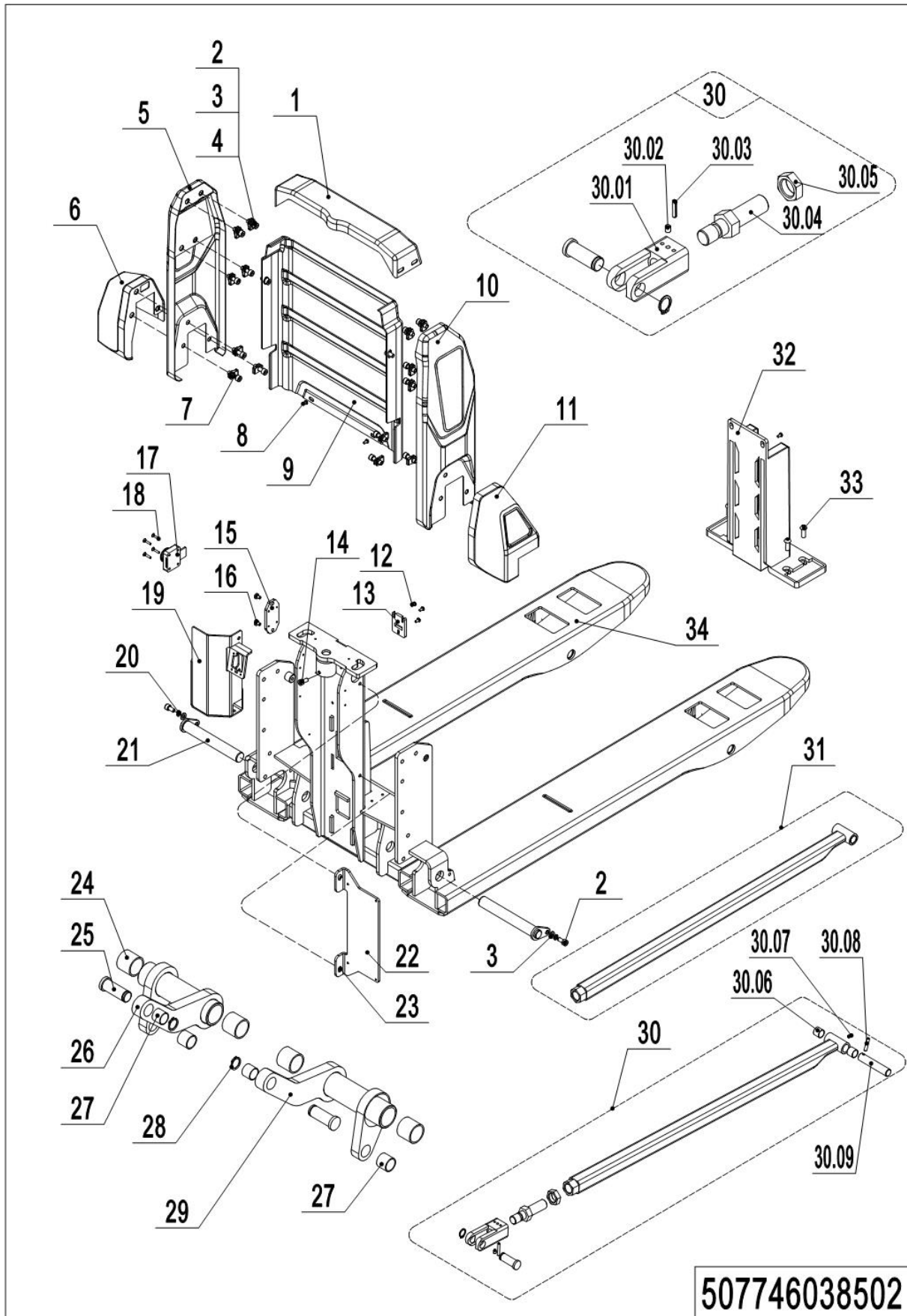
02 Truck Frame (PTE15N Pro) (507746038502) Continuation



02 Truck Frame (PTE15N Pro) (507746038502) Continuation

No.	Item Code	Mark	Item Description	Qty.	Substitute	Note
30	508098510038		Push Rod Kit (800)	2		
30	508098510006		Push Rod Kit (915)	2		
30	508098510043		Push Rod Kit (1000)	2		
30	508098510122		Push Rod Kit (1070)	2		
30	507798510002		Push Rod Kit (1150)	2		
30	508098510044		Push Rod Kit (1220)	2		
30.01	508038520028		Push Rod Fork	2		
30.02	910201000005	1	Screw	2		
30.03	910600500001	1	Spring Pin	4		
30.04	508038520029		Threaded Rod	2		
30.05	910300400008	1	Nut	2		
30.06	940500100083		Bushing	4		
30.07	911200100001	1	Oil Cup	2		
30.08	910600400024	1	Spring Pin	2		
30.09	502338520030		Axle	2		
31	508038510016	2	Push Rod Kit (800)	2		
31	508038510014	2	Push Rod Kit (915)	2		
31	508038510017	2	Push Rod Kit (1000)	2		
31	508038530018	2	Push Rod Kit (1070)	2		
31	508038510011	2	Push Rod Kit (1150)	2		
31	508038510024	2	Push Rod Kit (1220)	2		
32	920600100436		Guide column	1		
33	910200300018		Screw	6		
34	507738510006	2	Chassis (685x800)	1		
34	507738510008	2	Chassis (685x915)	1		
34	507738510010	2	Chassis (685x1000)	1		
34	507738510012	2	Chassis (685x1070)	1		
34	507738510002	2	Chassis (685x1150)	1		
34	507738510004	2	Chassis (685x1220)	1		
34	507738510105	2	Chassis (75mm/685x800)	1		Selection of 75mm height
34	507738510107	2	Chassis (75mm/685x915)	1		Selection of 75mm height

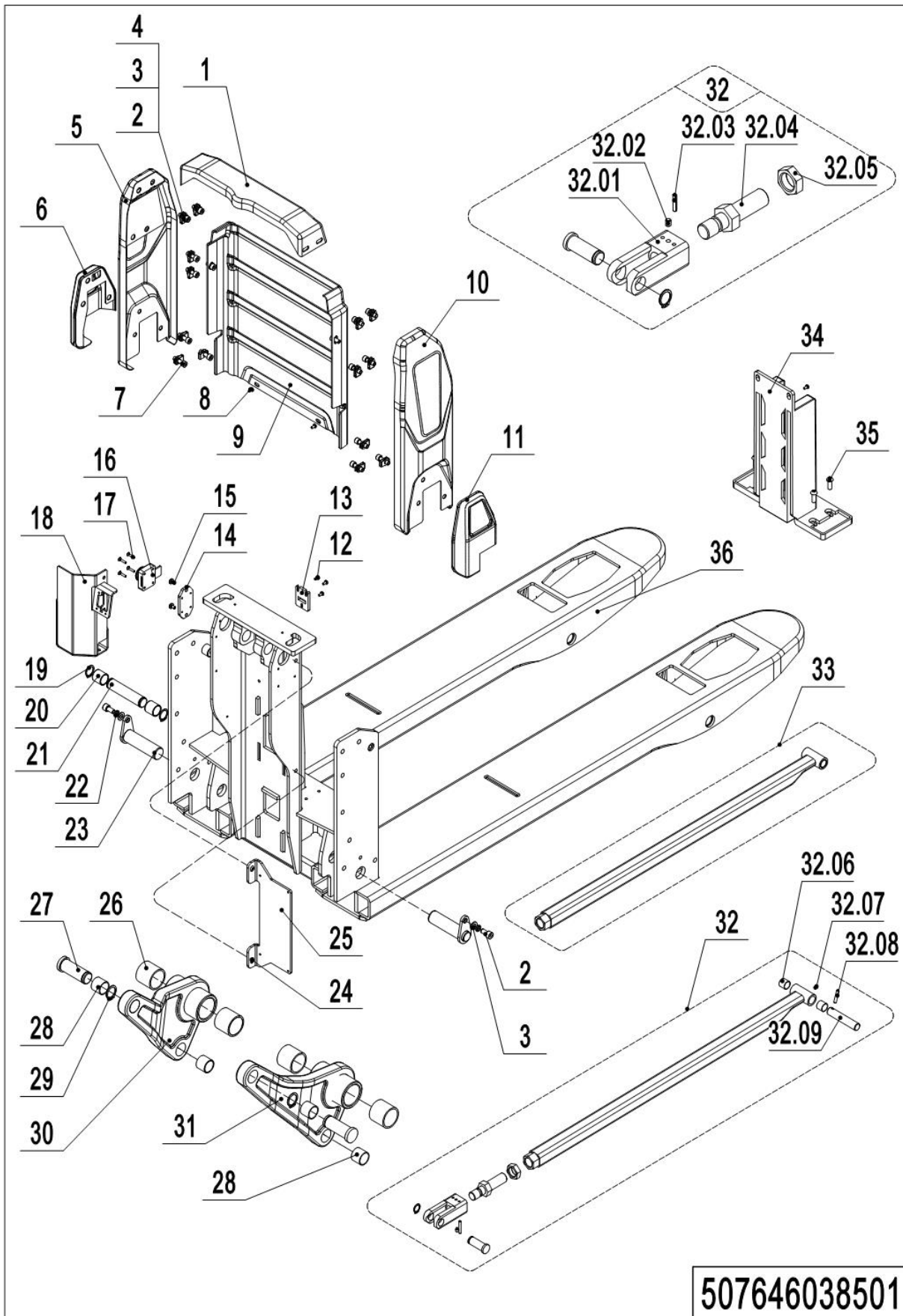
02 Truck Frame (PTE15N Pro) (507746038502) Continuation



02 Truck Frame (PTE15N Pro) (507746038502) Continuation

No.	Item Code	Mark	Item Description	Qty.	Substitute	Note
34	507738510109	2	Chassis (75mm/685x1000)	1		Selection of 75mm height
34	507738510110	2	Chassis (75mm/685x1070)	1		Selection of 75mm height
34	507738510101	2	Chassis (75mm/685x1150)	1		Selection of 75mm height
34	507738510103	2	Chassis (75mm/685x1220)	1		Selection of 75mm height

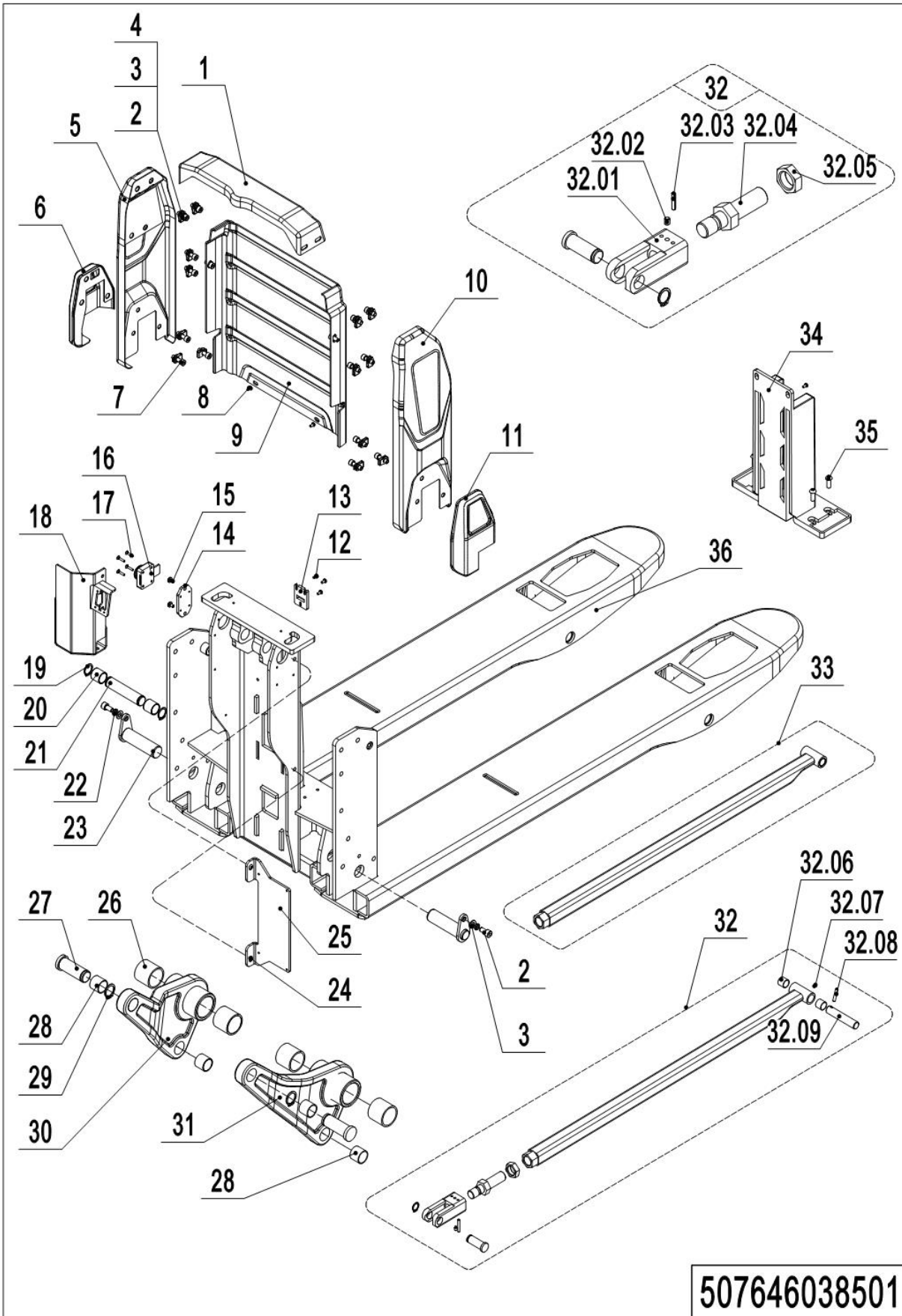
03 Truck Frame (PTE20N Pro) (507646038501)



03 Truck Frame (PTE20N Pro) (507646038501)

No.	Item Code	Mark	Item Description	Qty.	Substitute	Note
1	507738520081		Cover	1		Be sure to color your order
2	910200200055	1	Screw	8		
3	910400100021		Flat Washer	8		
4	940400400002		Cage Nut	14		
5	507738510094		Side cover (left)	1		Be sure to color your order
6	507738510090		Side cover (left 540)	1		Be sure to color your order
7	910200200157		Screw	10		
8	910200300017	1	Screw	2		
9	507738520080		Front Panel	1		
10	507738510095		Side cover (right)	1		Be sure to color your order
11	507738510091		Side cover (right 540)	1		Be sure to color your order
12	910200500034	1	Screw	3		
13	508038520109		Lock	1		
14	507738520009		Mounting Plate	1		
15	910203100001		Screw	2		
16	507738510051		Pin-code Lock	1		
17	910203000001		Screw	4		
18	507738510054		Take-up box	1		
19	910401300011		Circlip	2		
20	940500100096		Bushing	2		
21	508538520016		Pin	1		
22	910400500006		Washer	2		
23	507738510050		Bushing	2		
24	910200200013		Screw	2		
25	507738520017		Mounting Plate	1		
26	940500100097		Bushing	4		
27	508038520041		Pin	4		
28	940500100083		Bushing	4		
29	910401300007		Circlip	4		
30	510838510003		Rock Arm	1		
31	510838510002		Rock Arm	1		

03 Truck Frame (PTE20N Pro) (507646038501) Continuation



1= Supply as package. 2= Supply with constraints. 3= Phasing-out supply. 4= Supply as assembly. 5= Check other tables.

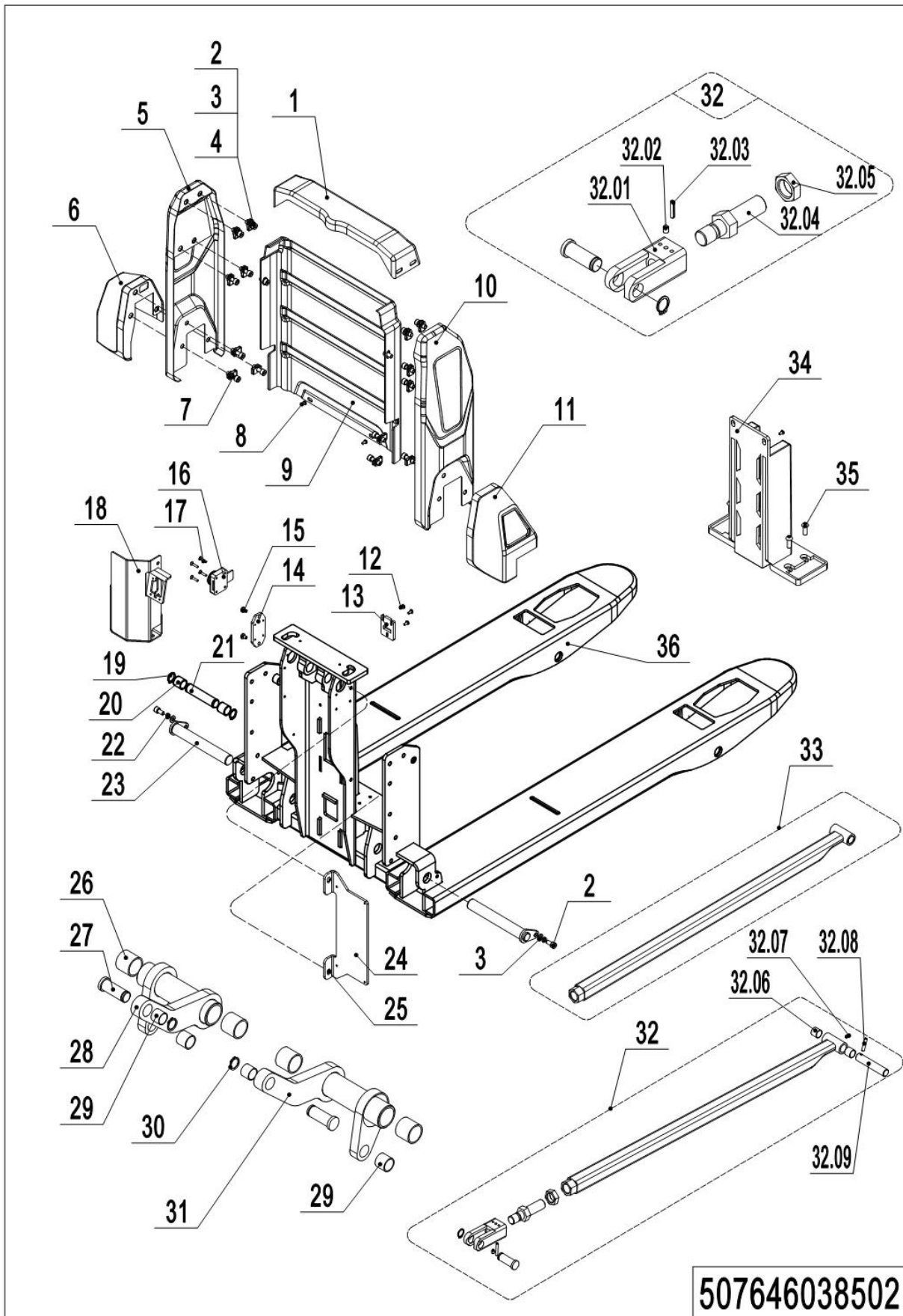
03 Truck Frame (PTE20N Pro) (507646038501) Continuation

No.	Item Code	Mark	Item Description	Qty.	Substitute	Note
32	508098510038		Push Rod Kit (800)	2		
32	508098510006		Push Rod Kit (915)	2		
32	508098510043		Push Rod Kit (1000)	2		
32	508098510122		Push Rod Kit (1070)	2		
32	507798510002		Push Rod Kit (1150)	2		
32	508098510044		Push Rod Kit (1220)	2		
32.01	508038520028		Push Rod Fork	2		
32.02	910201000005	1	Screw	2		
32.03	910600500001	1	Spring Pin	4		
32.04	508038520029		Threaded Rod	2		
32.05	910300400008	1	Nut	2		
32.06	940500100083		Bushing	4		
32.07	911200100001	1	Oil Cup	2		
32.08	910600500002	1	Spring Pin	2		
32.09	502338520030		Axle	2		
33	508038510016	2	Push Rod Kit (800)	2		
33	508038510014	2	Push Rod Kit (915)	2		
33	508038510017	2	Push Rod Kit (1000)	2		
33	508038530018	2	Push Rod Kit (1070)	2		
33	508038510011	2	Push Rod Kit (1150)	2		
33	508038510024	2	Push Rod Kit (1220)	2		
33	507638510104		Push Rod Kit (75mm/800)	2		Selection of 75mm height
33	507638510105		Push Rod Kit (75mm/915)	2		Selection of 75mm height
33	507638510106		Push Rod Kit (75mm/1000)	2		Selection of 75mm height
33	507638510107		Push Rod Kit (75mm/1070)	2		Selection of 75mm height
33	507638510102		Push Rod Kit (75mm/1150)	2		Selection of 75mm height
33	507638510103		Push Rod Kit (75mm/1220)	2		Selection of 75mm height
34	920600100436		Guide column	1		
35	910200300018		Screw	6		
36	507638510005	2	Chassis(540x800)	1		
36	507638510007	2	Chassis(540x915)	1		

03 Truck Frame (PTE20N Pro) (507646038501) Continuation

No.	Item Code	Mark	Item Description	Qty.	Substitute	Note
36	507638510009	2	Chassis (540x1000)	1		
36	507638510011	2	Chassis (540x1070)	1		
36	507638510001	2	Chassis (540x1150)	1		
36	507638510003	2	Chassis (540x1220)	1		
36	507638510110		Chassis (75mm/540x800)	1		Selection of 75mm height
36	507638510112		Chassis (75mm/540x915)	1		Selection of 75mm height
36	507638510114		Chassis (75mm/540x1000)	1		Selection of 75mm height
36	507638510116		Chassis (75mm/540x1070)	1		Selection of 75mm height
36	507638510100		Chassis (75mm/540x1150)	1		Selection of 75mm height
36	507638510108		Chassis (75mm/540x1220)	1		Selection of 75mm height

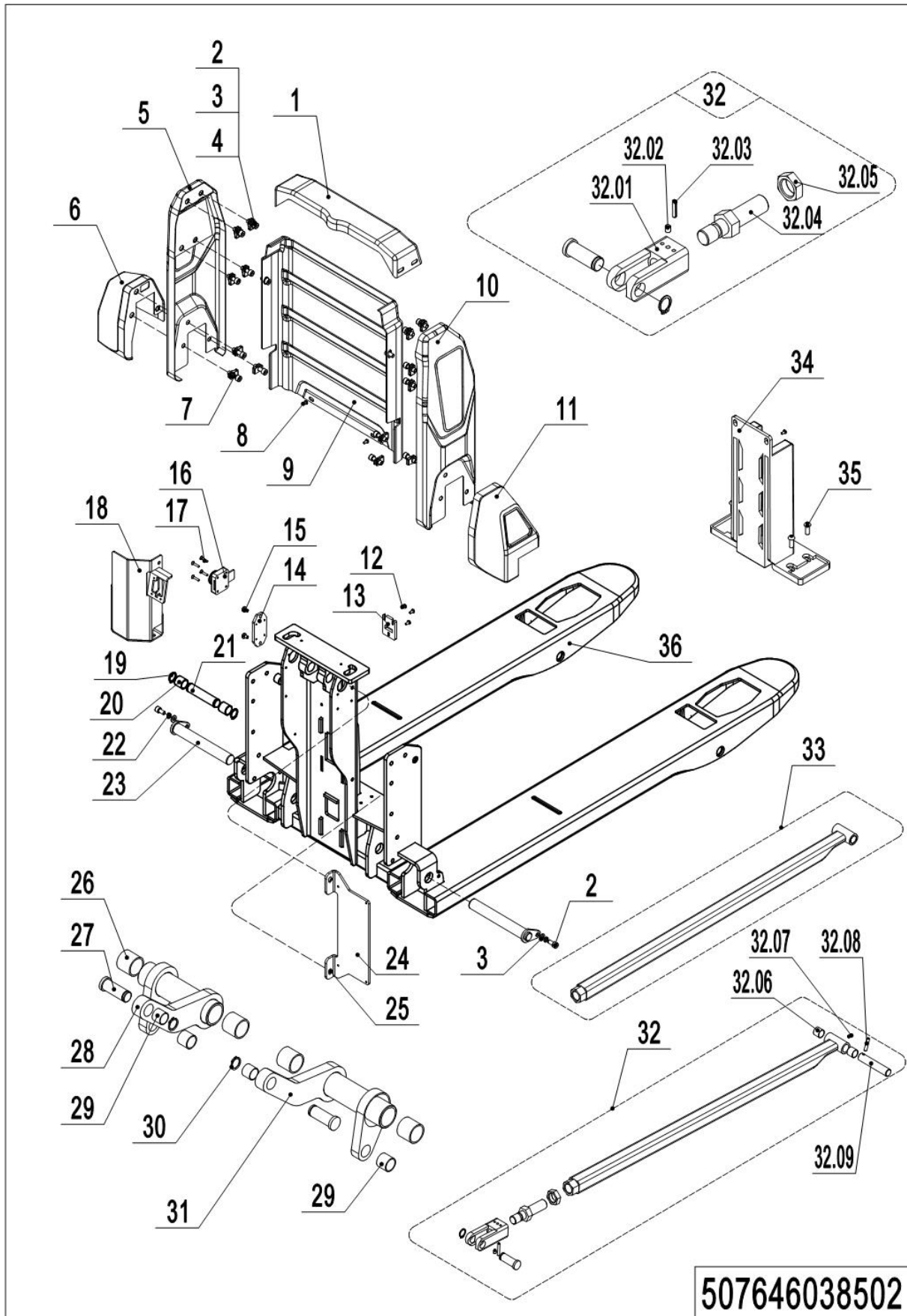
04 Truck Frame (PTE20N Pro) (507646038502)



04 Truck Frame (PTE20N Pro) (507646038502)

No.	Item Code	Mark	Item Description	Qty.	Substitute	Note
1	507738520081		Cover	1		
2	910200200055	1	Screw	8		
3	910400100021		Flat Washer	8		
4	940400400002		Cage Nut	14		
5	507738510094		Side cover (left)	1		Be sure to color your order
6	507738510092		Side cover (left 685)	1		Be sure to color your order
7	910200200157		Screw	10		
8	910200300017	1	Screw	2		
9	507738520080		Front Panel	1		
10	507738510095		Side cover (right)	1		Be sure to color your order
11	507738510093		Side cover (right 685)	1		
12	910200500034	1	Screw	3		
13	508038520109		Lock	1		Be sure to color your order
14	507738520009		Mounting Plate	1		
15	910203100001		Screw	2		
16	507738510051		Pin-code Lock	1		
17	910203000001		Screw	4		
18	507738510054		Take-up box	1		
19	910401300011		Circlip	2		
20	940500100096		Bushing	2		
21	508538520016		Pin	1		
22	910400500006		Washer	2		
23	507738510053		Bushing	2		
24	507738520017		Screw	1		
25	910200200013		Mounting Plate	2		
26	940500100097		Bushing	4		
27	508038520041		Pin	4		
28	510838510005		Bushing	1		
29	940500100083		Circlip	8		
30	910401300007		Rock Arm	4		
31	510838510004		Rock Arm	1		

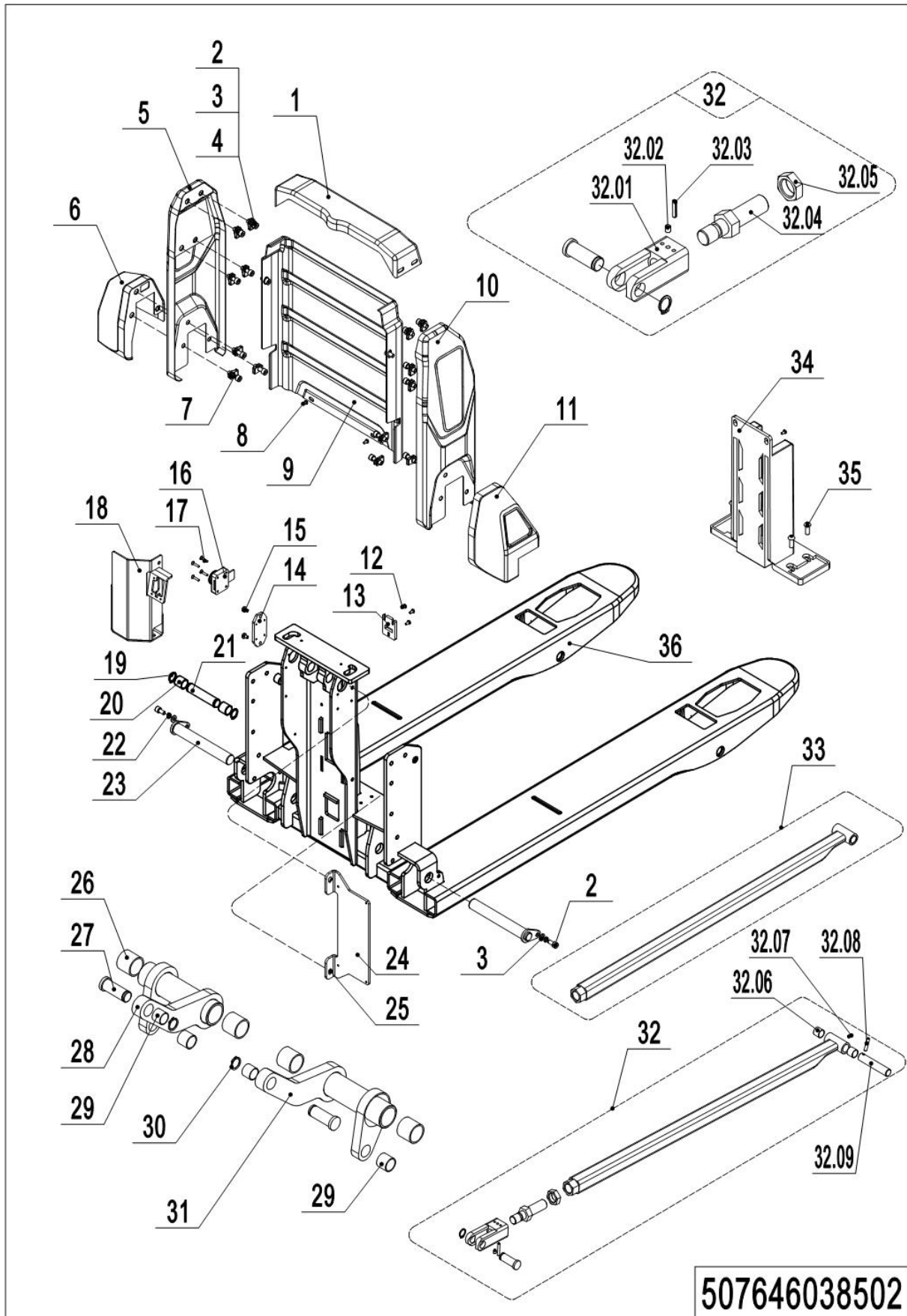
04 Truck Frame (PTE20N Pro) (507646038502) Continuation



04 Truck Frame (PTE20N Pro) (507646038502) Continuation

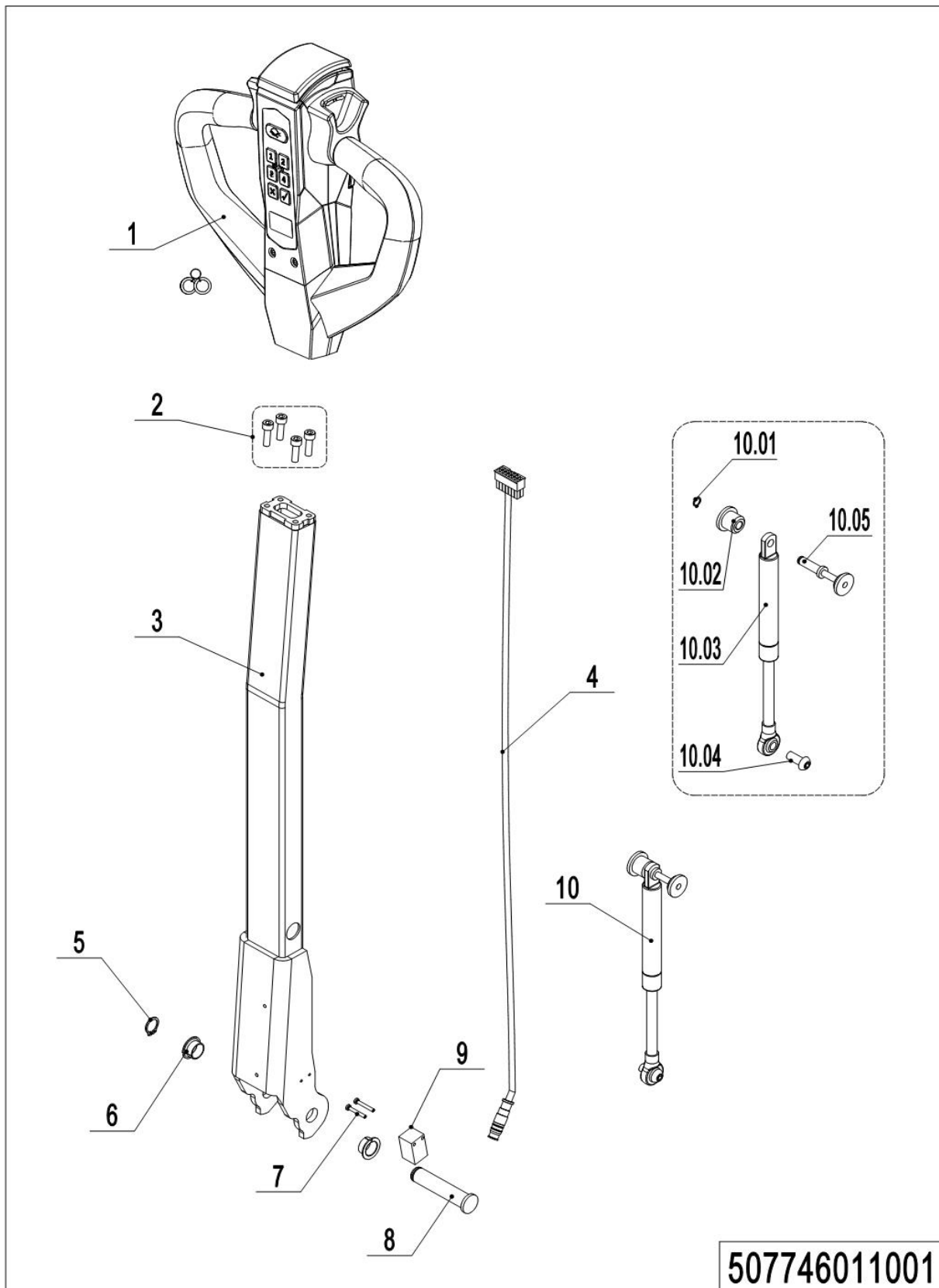
No.	Item Code	Mark	Item Description	Qty.	Substitute	Note
32	508098510038		Push Rod Kit (800)	2		
32	508098510006		Push Rod Kit (915)	2		
32	508098510043		Push Rod Kit (1000)	2		
32	508098510122		Push Rod Kit (1070)	2		
32	507798510002		Push Rod Kit (1150)	2		
32	508098510044		Push Rod Kit (1220)	2		
32.01	508038520028		Push Rod Fork	2		
32.02	910201000005	1	Screw	2		
32.03	910600500001	1	Spring Pin	4		
32.04	508038520029		Threaded Rod	2		
32.05	910300400008	1	Nut	2		
32.06	940500100083		Bushing	4		
32.07	911200100001	1	Oil Cup	2		
32.08	910600400024	1	Pin	2		
32.09	502338520030		Axle	2		
33	508038510016	2	Push Rod Kit (800)	2		
33	508038510014	2	Push Rod Kit (915)	2		
33	508038510017	2	Push Rod Kit (1000)	2		
33	508038530018	2	Push Rod Kit (1070)	2		
33	508038510011	2	Push Rod Kit (1150)	2		
33	508038510024	2	Push Rod Kit (1220)	2		
33	507638510104		Push Rod Kit (75mm/800)	2		Selection of 75mm height
33	507638510105		Push Rod Kit (75mm/915)	2		Selection of 75mm height
33	507638510106		Push Rod Kit (75mm/1000)	2		Selection of 75mm height
33	507638510107		Push Rod Kit (75mm/1070)	2		Selection of 75mm height
33	507638510102		Push Rod Kit (75mm/1150)	2		Selection of 75mm height
33	507638510103		Push Rod Kit (75mm/1220)	2		Selection of 75mm height
34	920600100436		Guide column	1		
35	910200300018		Screw	6		
36	507638510006	2	Chassis (685x800)	1		
36	507638510008	2	Chassis (685x915)	1		

04 Truck Frame (PTE20N Pro) (507646038502) Continuation



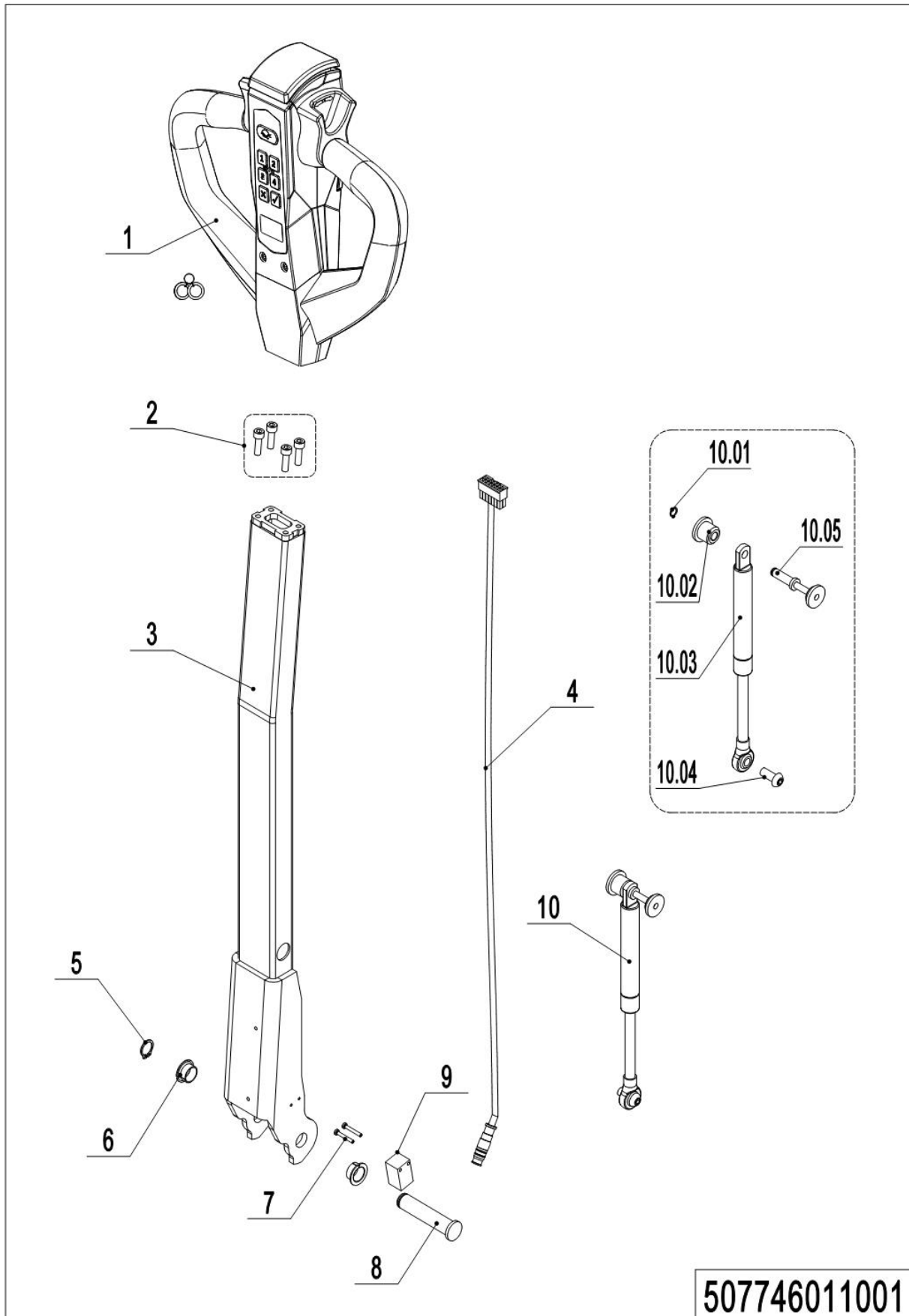
04 Truck Frame (PTE20N Pro) (507646038502) Continuation

No.	Item Code	Mark	Item Description	Qty.	Substitute	Note
36	507638510010	2	Chassis (685x1000)	1		
36	507638510012	2	Chassis (685x1070)	1		
36	507638510002	2	Chassis (685x1150)	1		
36	507638510004	2	Chassis (685x1220)	1		
36	507638510111		Chassis (75mm/685x800)	1		Selection of 75mm height
36	507638510113		Chassis (75mm/685x915)	1		Selection of 75mm height
36	507638510115		Chassis (75mm/685x1000)	1		Selection of 75mm height
36	507638510117		Chassis (75mm/685x1070)	1		Selection of 75mm height
36	507638510101		Chassis (75mm/685x1150)	1		Selection of 75mm height
36	507638510109		Chassis (75mm/685x1220)	1		Selection of 75mm height

Chapter 4: Steering System, Braking System, Wheels**01 Tiller Unit (PTE15N Pro) (EN1175-2020) (507746011001)**

01 Tiller Unit (PTE15N Pro) (EN1175-2020) (507746011001)

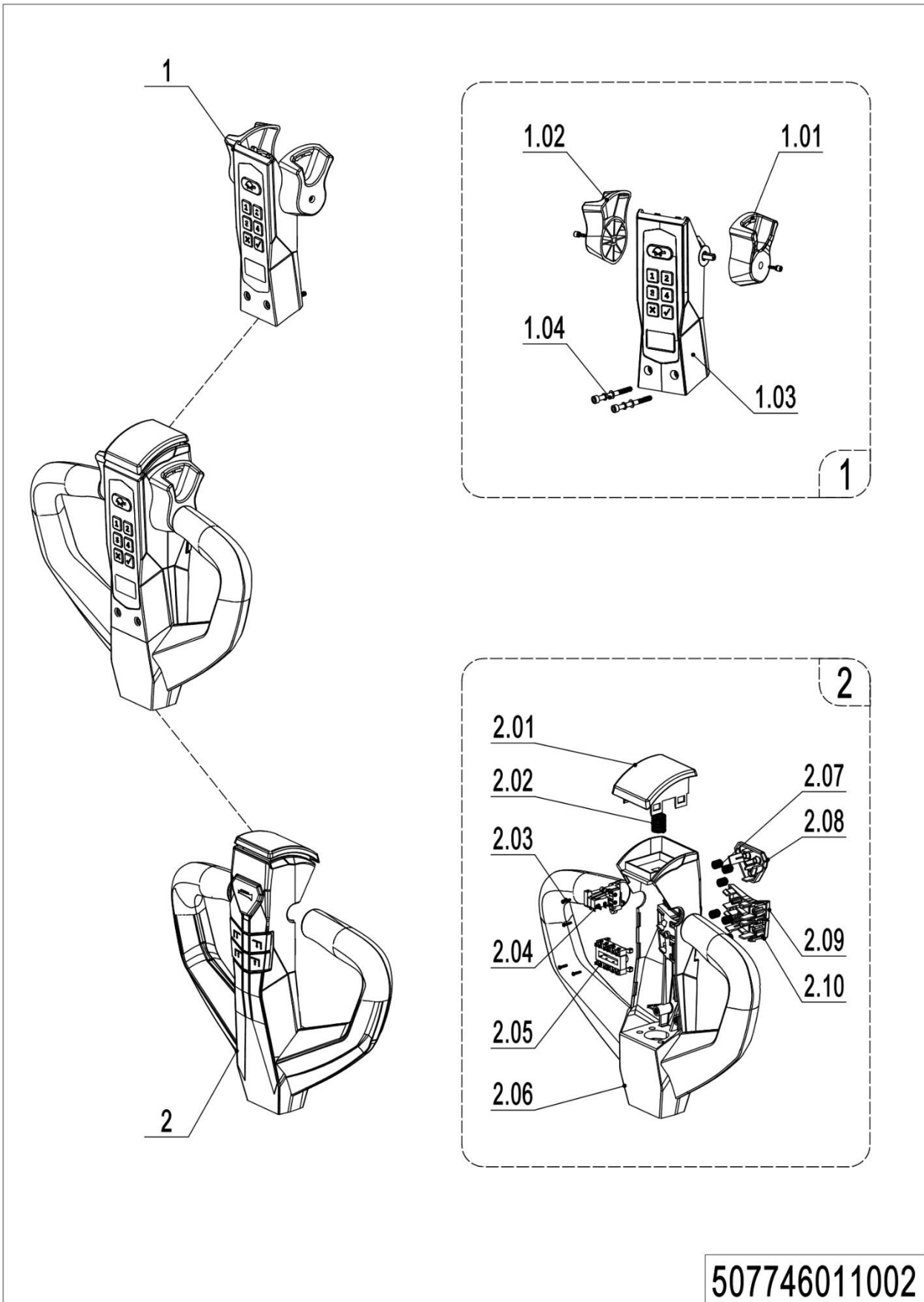
No.	Item Code	Mark	Item Description	Qty.	Substitute	Note
1	922100100131		Control Handler	1		EN1175-2020
2	910200200036	1	Screw	4		
3	508011010000		Tiller	1		
4	508033010040		Wire Harness	1		EN1175-2020
5	910401300006		Circlip	1		
6	940500200001		Bushing	2		
7	941101100001	1	Screw	2		
8	508011020004		Pin	1		
9	920200400027		Proximity Switch	1		
10	508098510084		Gas Spring Kit	1		
10.01	910401300001		Circlip	1		
10.02	508011020005		Fixing Base	1		
10.03	508011010001		Gas Spring	1		
10.04	941100100011	1	Screw	1		
10.05	508011010002		Pin	1		

02 Tiller Unit (PTE20N Pro) (EN1175-2020) (507646011001)

02 Tiller Unit (PTE20N Pro) (EN1175-2020) (507646011001)

No.	Item Code	Mark	Item Description	Qty.	Substitute	Note
1	922100100141		Control Handler	1		EN1175-2020
2	910200200036	1	Screw	4		
3	508011010000		Tiller	1		
4	508533010005		Wire Harness	1		EN1175-2020
5	910401300006		Circlip	1		
6	940500200001		Bushing	2		
7	941101100001	1	Screw	2		
8	508011020004		Pin	1		
9	920200400026		Proximity Switch	1		
10	508098510084		Gas Spring Kit	1		
10.01	910401300001		Circlip	1		
10.02	508011020005		Fixing Base	1		
10.03	508011010001		Gas Spring	1		
10.04	941100100011	1	Screw	1		
10.05	508011010002		Pin	1		

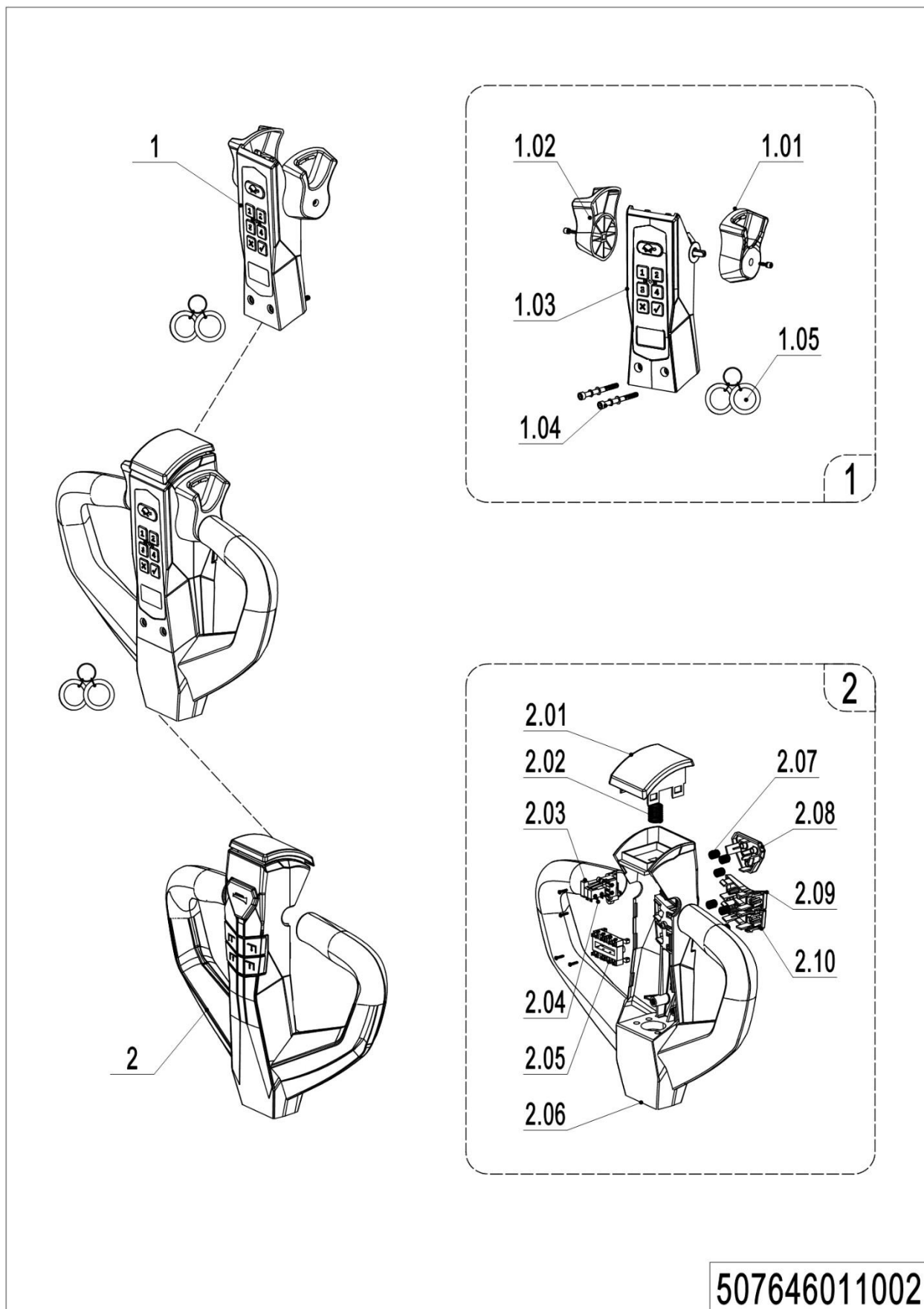
03 Control Handle (PTE15N Pro) (EN1175-2020) (507746011002)



03 Control Handle (PTE15N Pro) (EN1175-2020) (507746011002)

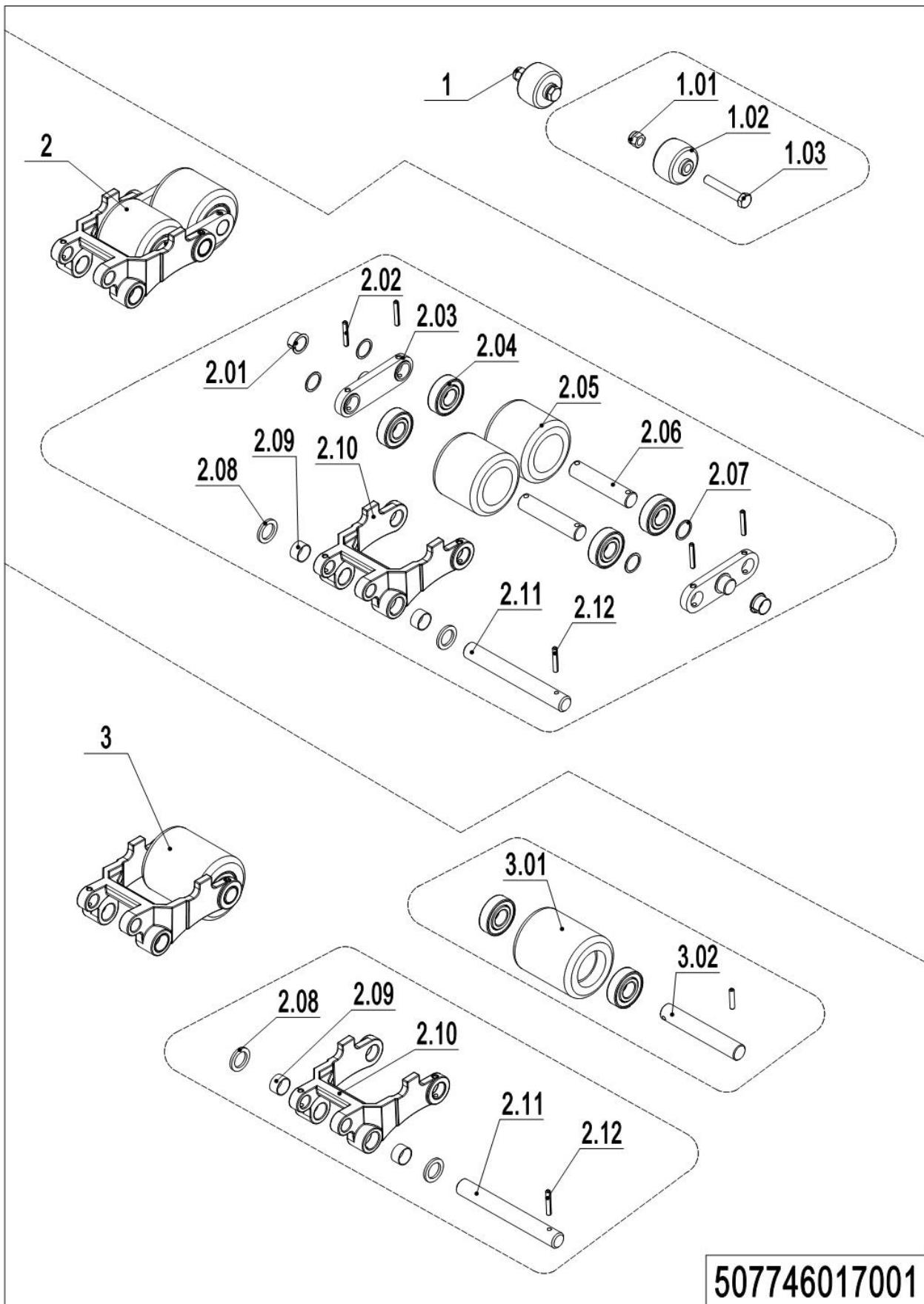
No.	Item Code	Mark	Item Description	Qty.	Substitute	Note
—	922100100131		handle SJ11P(EN1175)-24V	1		
1	507798510003		Accelerator	1		
1.01	532298520020		Dial Key Left (Red)	1		
1.02	532298520021		Dial Key Right (Red)	1		
1.03	507798520046		PCBA assembly	1		
1.04	509998520065		Screw	2		
2	540298510001		Handle Cap Kit	1		
2.01	540298520001		SJ11 Button	1		
2.02	509998520071		Spring	1		
2.03	509998520070		Screw	5		
2.04	540298520002		Belly and horn harness	1		
2.05	509998520032		Lifting and lowering	1		
2.06	540298520003		Upper Cap	1		
2.07	509998520029		Spring	7		
2.08	540298520004		Horn	1		
2.09	540298520005		Lifting button	1		
2.10	540298520006		Decline button	1		

04 Control Handle (PTE20N Pro) (EN1175-2020) (507646011002)



04 Control Handle (PTE20N Pro) (EN1175-2020) (507646011002)

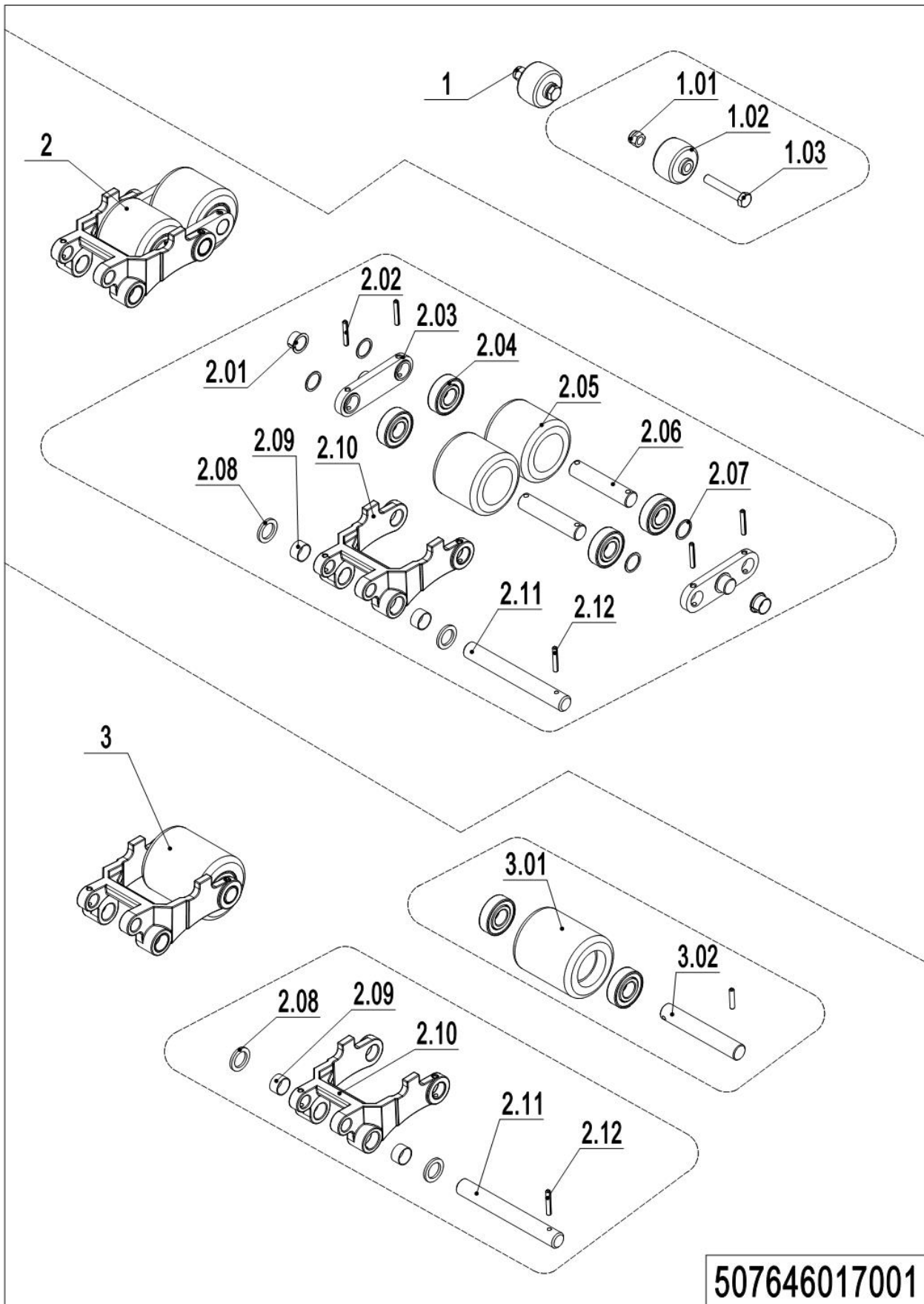
No.	Item Code	Mark	Item Description	Qty.	Substitute	Note
—	922100100141		handle SJ11P(EN1175)-24V	1		
1	507698510006		Accelerator	1		
1.01	532298520020		Dial Key Left (Red)	1		
1.02	532298520021		Dial Key Right (Red)	1		
1.03	507698520008		PCBA assembly	1		
1.04	509998520065		Screw	2		
1.05	507698520001		ID Card	1		
2	540298510001		Handle Cap Kit	1		
2.01	540298520001		SJ11 Button	1		
2.02	509998520071		Spring	1		
2.03	509998520070		Screw	5		
2.04	540298520002		Belly and horn harness	1		
2.05	509998520032		Lifting and lowering	1		
2.06	540298520003		Upper Cap	1		
2.07	509998520029		Spring	7		
2.08	540298520004		Horn	1		
2.09	540298520005		Lifting button	1		
2.10	540298520006		Decline button	1		

05 Load Wheel (Tandem) (PTE15N Pro) (507746017001)

05 Load Wheel (Tandem) (PTE15N Pro) (507746017001)

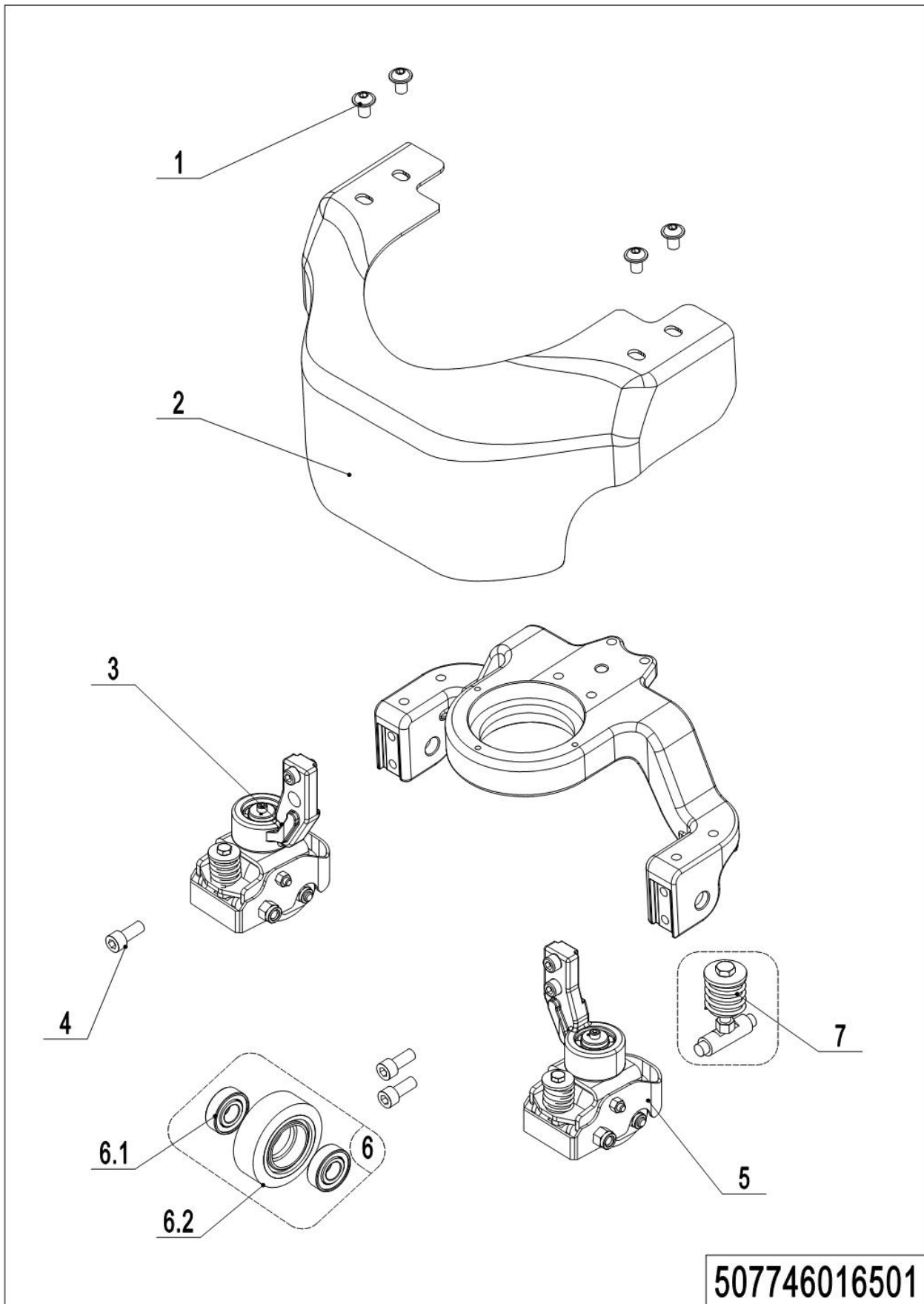
No.	Item Code	Mark	Item Description	Qty.	Substitute	Note
1	502398510003		Pulley components	2		
1.01	910300500005	1	Nut	2		
1.02	505638520039		Running Pulley	2		
1.02	506238520041		Running Pulley	2		Selection of 75mm height
1.03	941100200019	1	Bolt	2		
2	508098510049		Wheel	2		
2.01	940500200038		Bushing	4		
2.02	910600500004	1	Spring Pin	8/2		Double / single
2.03	508017020001		Plate	4		
2.04	910700200019		Bearing	8/4		Double / single
2.05	940300300047		Wheel Φ 80x70	4		
2.06	502317020001		Axle	4		Double
2.07	940600500013		Washer	8/4		Double / single
2.08	454853020018		Washer	4		
2.09	940500100083		Bushing	4		
2.10	502338520078		Riser	2		
2.11	508038520030		Axle	2		
2.12	910600500002		Spring Pin	2		
3	508098510050		Wheel	2		
3.01	940300300023		Wheel Φ 80x93	2		
3.01	940300300002		Wheel Φ 74x93	2		Selection of 75mm height
3.02	301017020001		Axle	2		single

06 Load Wheel (Tandem) (PTE20N Pro) (507646017001)



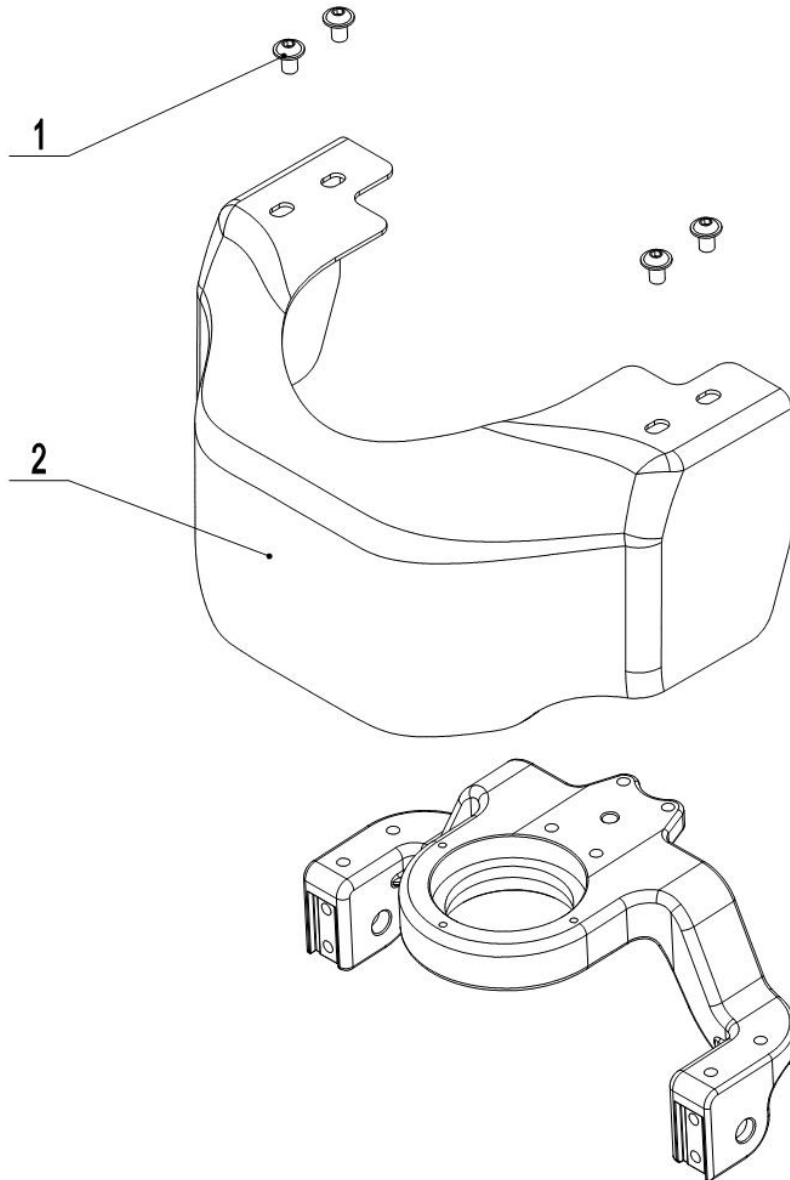
06 Load Wheel (Tandem) (PTE20N Pro) (507646017001)

No.	Item Code	Mark	Item Description	Qty.	Substitute	Note
1	502398510003		Pulley components	2		
1.01	910300500005	1	Nut	2		
1.02	505638520039		Running Pulley	2		
1.03	941100200019	1	Bolt	2		
2	508098510049		Wheel	2		
2.01	940500200038		Bushing	4		
2.02	910600500004	1	Spring Pin	8/2		Double / single
2.03	508017020001		Plate	4		
2.04	910700200019		Bearing	8/4		Double / single
2.05	940300300005		Wheel Φ 80x70	4		
2.06	502317020001		Axle	4		Double
2.07	940600500013		Washer	8/4		Double / single
2.08	454853020018		Washer	4		
2.09	940500100083		Bushing	4		
2.10	502338520078		Riser	2		QT
2.11	508038520030		Axle	2		
2.12	910600500002		Spring Pin	4		
3	508098510050		Wheel	2		
3.01	940300300023		Wheel Φ 80x93	2		
3.01	940300300002		Wheel Φ 74x93	2		Selection of 75mm height
3.02	301017020001		Axle	2		single

07 Caster (507746016501)

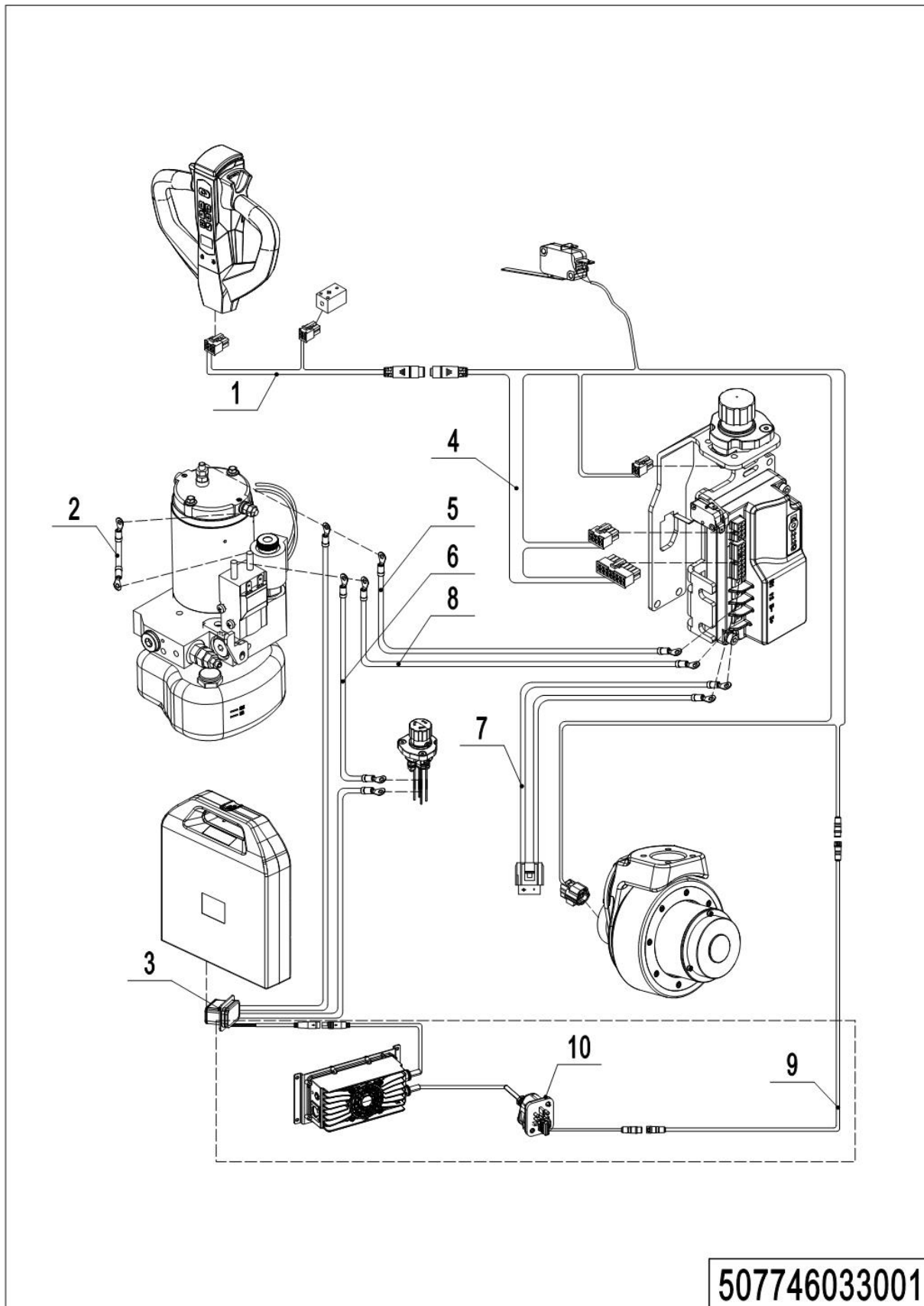
07 Caster(507746016501)

No.	Item Code	Mark	Item Description	Qty.	Substitute	Note
1	941100100005	1	Screw	4		
2	508016520000		Apron	1		35 mm off the ground
2	508016520008		Apron	1		45 mm off the ground
2	508016510006		Apron	1		35 mm off the ground
2	508016510011		Apron	1		45 mm off the ground
3	508016510002		Caster Assembly	1		
4	910200200076	1	Screw	4		
5	508016510005		Caster Assembly	1		
6	502398510015	2	Load Wheel Kit	2		
6.1	910700200018		Bearing	4		
6.2	940300300017		Wheel Φ 80x30	2		
7	508098510047		Spring Components	2		

08 Caster(without) (507746016502)**507746016502**

08 Caster(without) (507746016502)

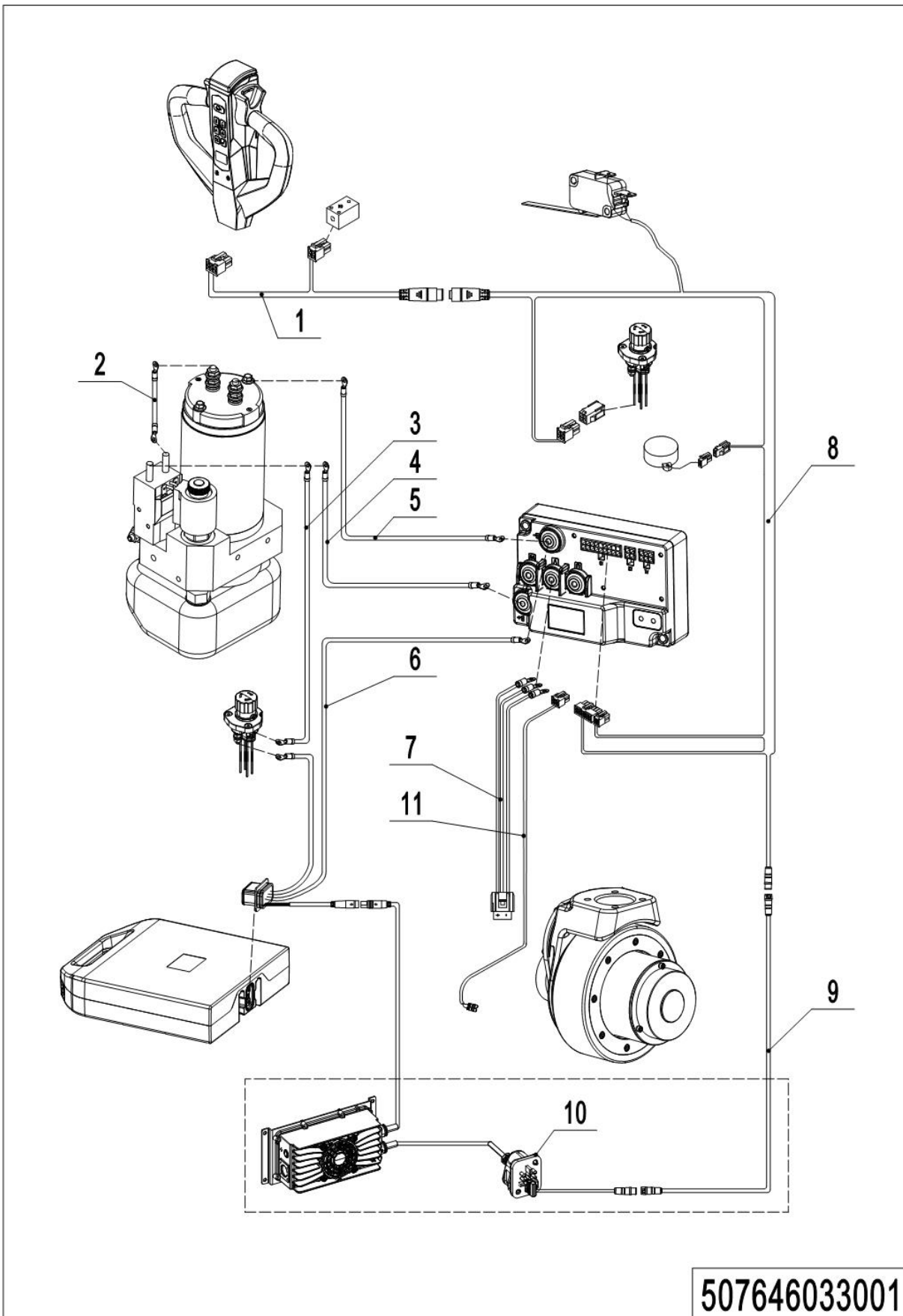
No.	Item Code	Mark	Item Description	Qty.	Substitute	Note
1	941100100005	1	Screw	4		
2	508016520001		Apron	1		35 mm off the ground
2	508016520009		Apron	1		45 mm off the ground
2	508016510007		Apron	1		35 mm off the ground
2	508016510010		Apron	1		45 mm off the ground

Chapter 5: Electrical Parts**01 Wire Harness (PTE15N Pro) (EN1175-2020) (507746033001)**

01 Wire Harness (PTE15N Pro) (EN1175-2020) (507746033001)

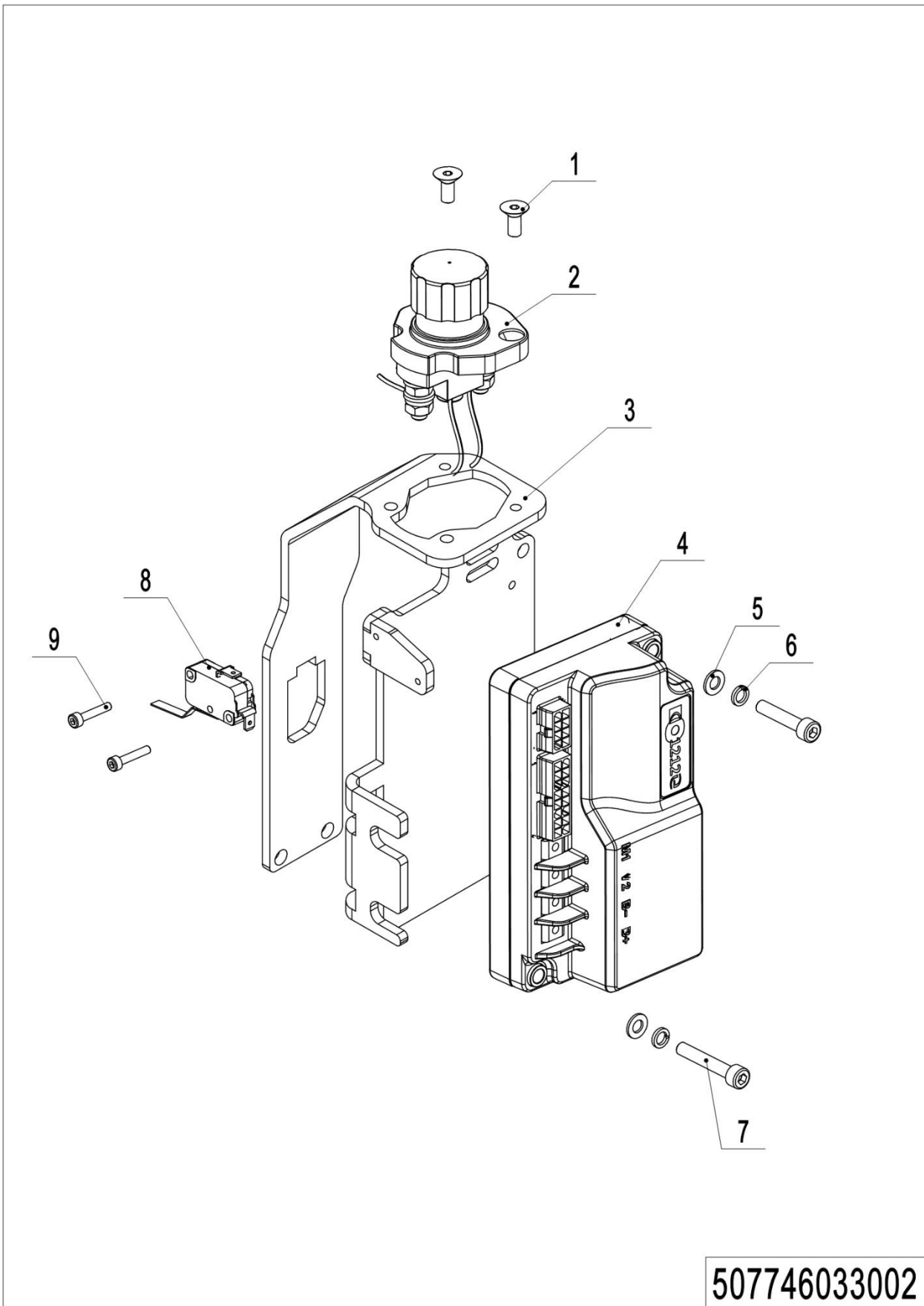
No.	Item Code	Mark	Item Description	Qty.	Substitute	Note
1	508033010040		Wire Harness	1		
2	508033010034		Wire Harness	1		
3	507733010002		Wire Harness	1		
3	507733010003		Wire Harness	1		Built
4	507733010000		Wire Harness	1		
4	507733010001		Wire Harness	1		
4	507733010004		Wire Harness	1		Built
4	507733010005		Wire Harness	1		Built
5	508033010036		Wire Harness	1		
6	508033010033		Wire Harness	1		
7	508033010006		Wire Harness	1		
7	508033010032		Wire Harness	1		Water proof
8	508033010035		Wire Harness	1		
9	921500100244		Wire Harness	1		Built-in option
10	920400300029		Safety sockets	1		Built-in option: ENG、ITY、SWE、 BRA、CHA
10	920400300030		Safety sockets	1		Built-in option: EU
10	920400300036		Safety sockets	1		Adaptation: SWE、 BRA、JP、UK、ITY、 US (SJ)
10	920400300035		Safety sockets	1		Adaptation: EU (SJ)

02 Wire Harness (PTE20N Pro) (EN1175-2020)(507646033001)



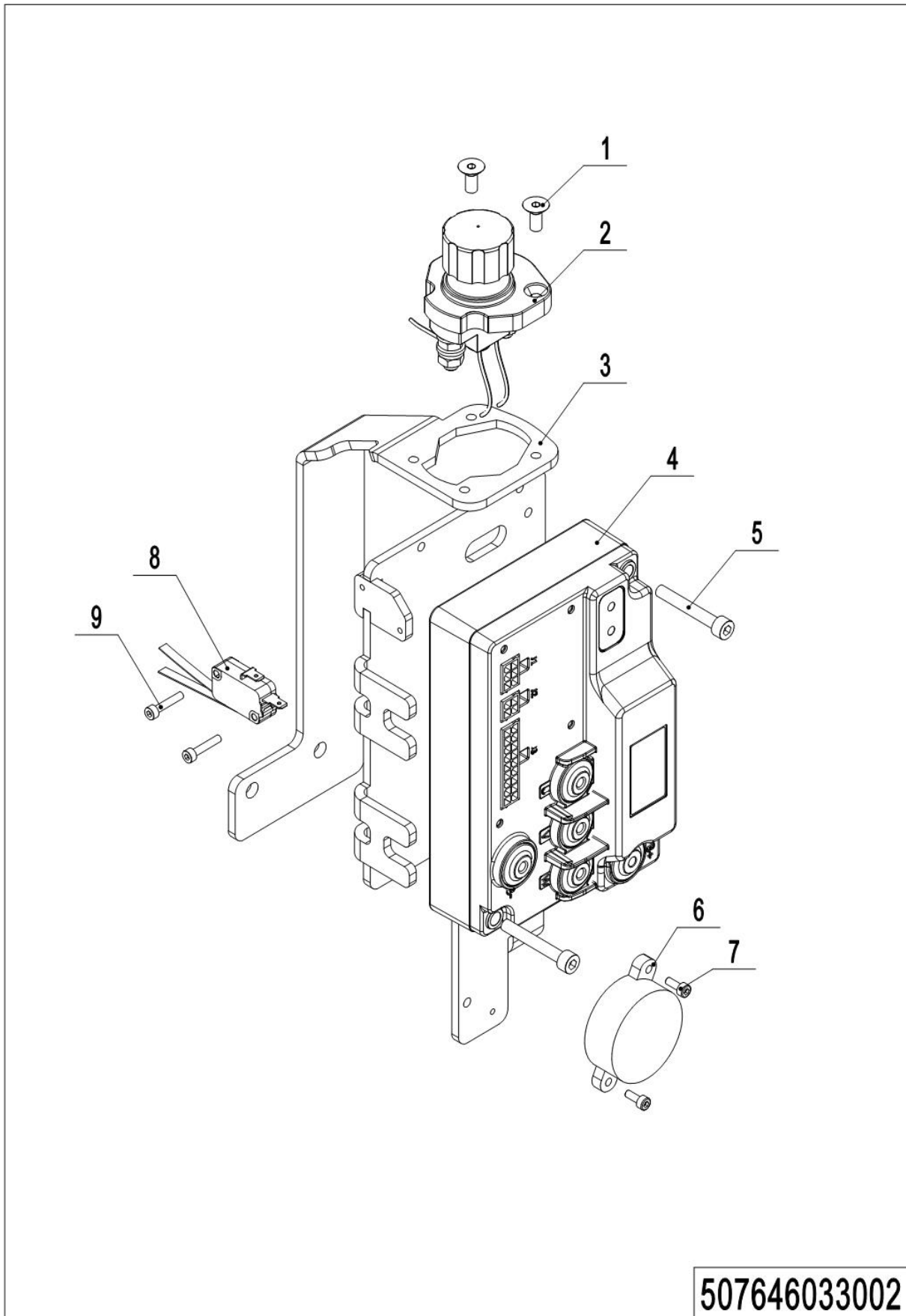
02 Wire Harness (PTE20N Pro) (EN1175-2020)(507646033001)

No.	Item Code	Mark	Item Description	Qty.	Substitute	Note
1	507633010005		Wire Harness	1		
2	508533010006		Wire Harness	1		
3	508533010014		Wire Harness	1		
4	508533010004		Wire Harness	1		
5	508533010005		Wire Harness	1		
6	507633010002		Wire Harness	1		
6	507633010003		Wire Harness	1		Built
7	508533010007		Wire Harness	1		
8	507633010001		Wire Harness	1		
8	507633010004		Wire Harness	1		Built
9	921500100244		Wire Harness	1		Built-in option
10	920400300029		Safety sockets	1		Built-in option : ENG、ITY、SWE、BRA CHA: ENG、ITY、SWE、 BRA、CHA
10	920400300030		Safety sockets	1		Built-in option: EU
10	920400300036		Safety sockets	1		Adaptation: SWE、 BRA、JP、EU、ITY、 US (SJ)
10	920400300035		Safety sockets	1		Adaptation: EU (SJ)
11	508533010002		Wire Harness	1		

03 Controller (PTE15N Pro) (EN1175-2020) (507746033002)

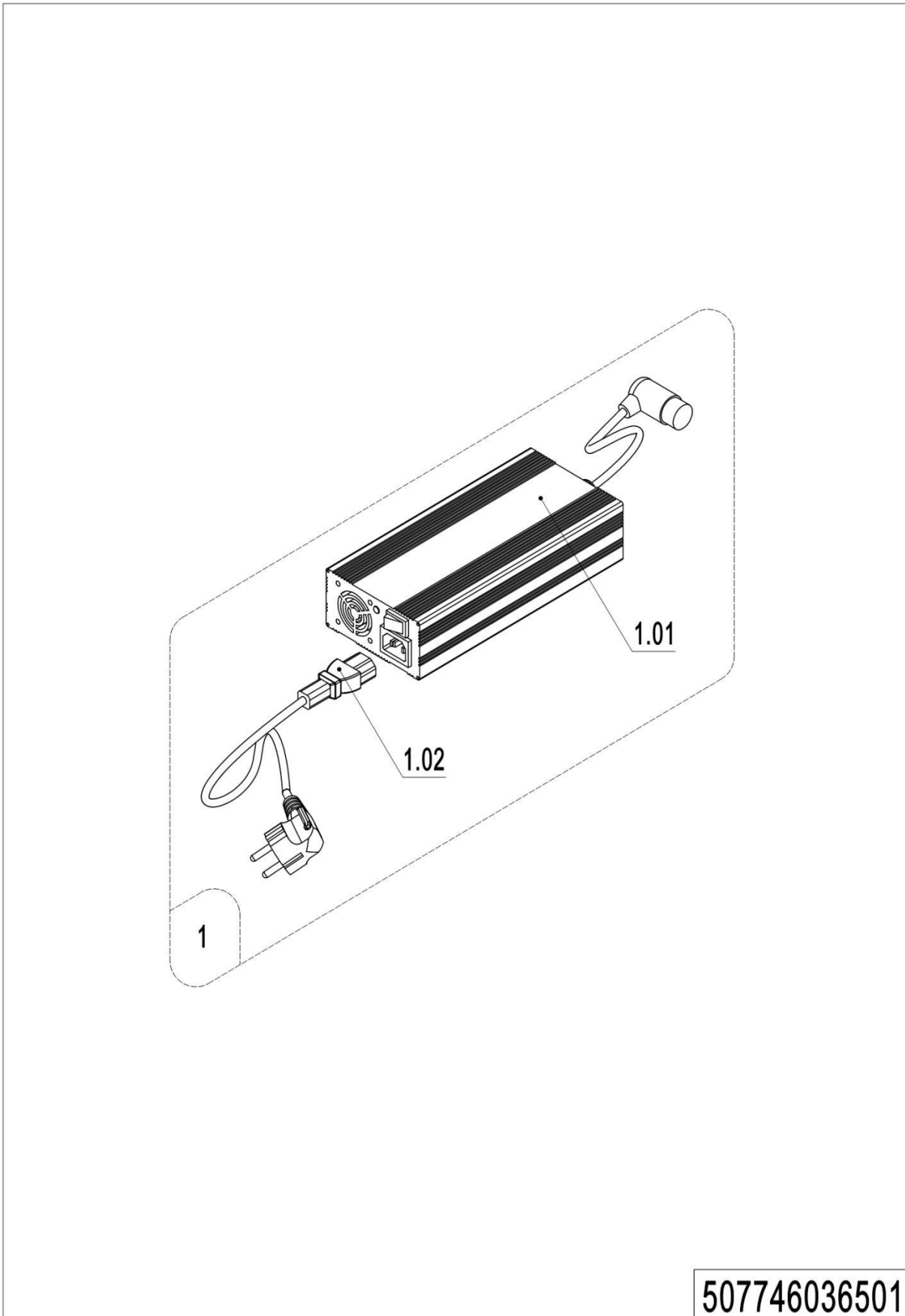
03 Controller (PTE15N Pro) (EN1175-2020) (507746033002)

No.	Item Code	Mark	Item Description	Qty.	Substitute	Note
1	910200400010		Screw	2		
2	920200100027		Emergency Button	1		
3	508024010007		Mounting Rack	1		
4	921400100174	1	Controller	1		
5	910400100003	1	Flat Washer	2		
6	910400500003	1	Washer	2		
7	910200200018	1	Screw	2		
8	920200300022		Microswitch	1		
9	910200200004		Screw	2		

04 Controller (PTE20N Pro) (EN1175-2020)(507646033002)

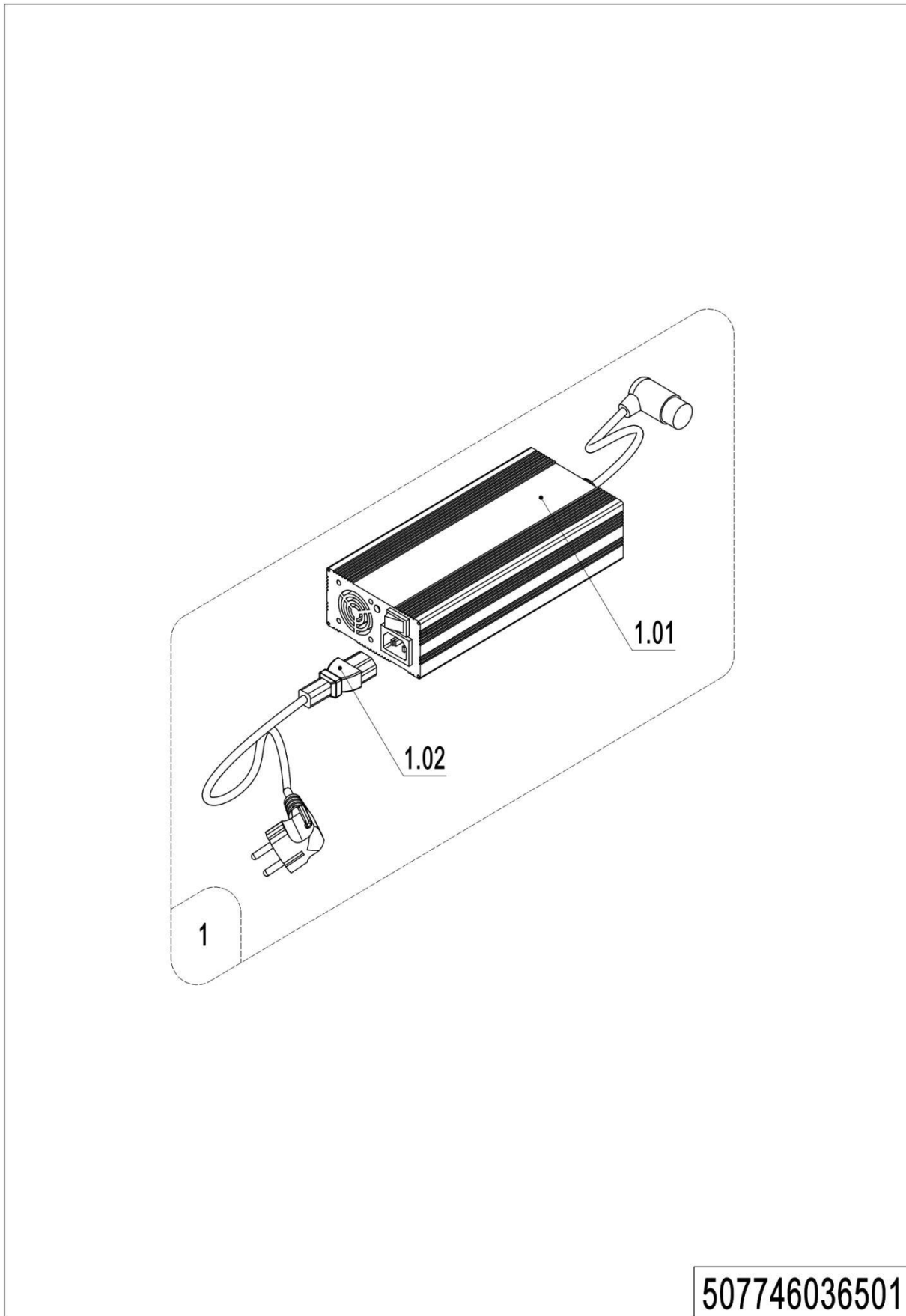
04 Controller (PTE20N Pro) (EN1175-2020) (507646033002)

No.	Item Code	Mark	Item Description	Qty.	Substitute	Note
1	910200400010		Screw	2		
2	920200100027		Emergency Button	1		
3	508524010003		Mounting Rack	1		
4	921400100093	1	Controller	1		1212E-2503
5	910200200027	1	Screw	2		
6	509998520063	1	Fixing Plate	1		
7	910200300002		Screw	2		
8	920200300012		Microswitch	1		
9	910200200004		Screw	2		

05 Charger (PTE15N Pro) (EN1175-2020) (507746036501)

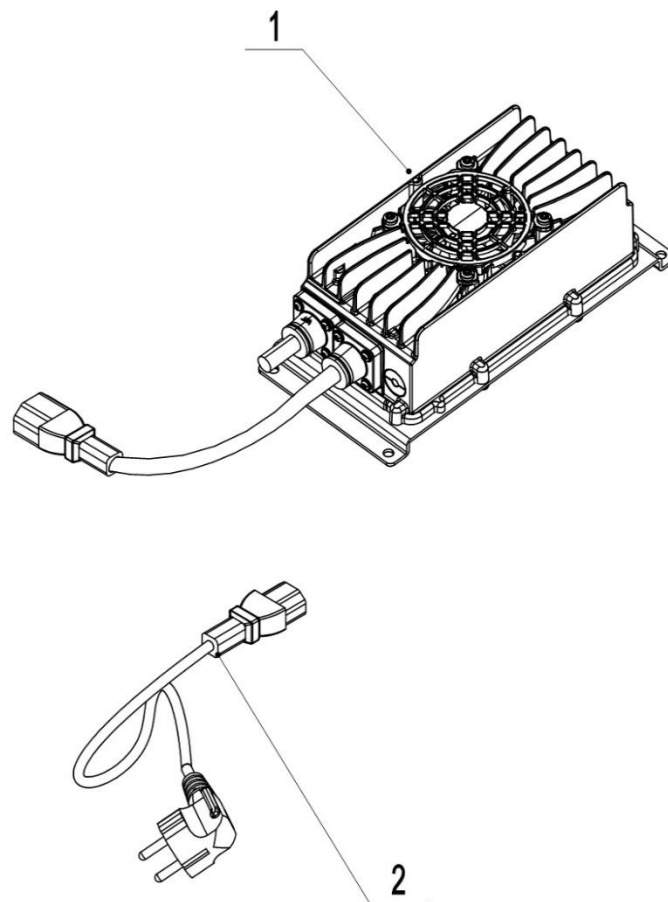
05 Charger (PTE15N Pro) (EN1175-2020) (507746036501)

No.	Item Code	Mark	Item Description	Qty.	Substitute	Note
1	508036510053-T01		charger 24V12A(Ai sa)	1		TL
1	508036510054-T01		charger 24V12A(ENG)	1		TL
1	508036510055-T01		charger 24V12A(USA)	1		TL
1	508036510056-T01		charger 24V12A(EU)	1		TL
1	508036510057-T01		charger 24V12A(AUS)	1		TL
1	508036510058-T01		charger 24V12A(ITY)	1		TL
1	508036510059-T01		charger 24V12A(SWD)	1		TL
1	508036510060-T01		charger 24V12A(ISR)	1		TL
1	508036510061-T01		charger 24V12A(BRA)	1		TL
1	508036510062-T01		charger 24V12A(UAE)	1		TL
1	508036510063-T01		charger 24V12A(ZA)	1		TL
1	508036510066-T01		charger 24V12A(DK)	1		TL
1	508036510078-T01		charger 24V12A(ZA)	1		TL
1	508036510070-T01		charger 24V8A(EU)	1		TL
1	508036510071-T01		charger 24V8A(AUS)	1		TL
1	508036510072-T01		charger 24V8A(ITY)	1		TL
1	508036510073-T01		charger 24V8A(SWD)	1		TL
1	508036510074-T01		charger 24V8A(ISR)	1		TL
1	508036510075-T01		charger 24V8A(BRA)	1		TL
1	508036510076-T01		charger 24V8A(ARG)	1		TL
1	508036510077-T01		charger 24V8A(ENG)	1		TL
1	508036510079-T01		charger 24V8A(EU,US)	1		TL
1	508036510080-T01		charger 24V8A(ZA)	1		TL
1	508036510081-T01		charger 24V8A(EU,asia)	1		TL
1	508036510082-T01		charger 24V8A(ZA)	1		TL
1	508036510067-T01		charger 24V8A(KOR)	1		SS
1	508036510065-T01		charger 24V8A(AUS RCM)	1		SS
1	508036510003-T01		charger 24V8A (US)	1		SS
1.01	921000200590-T01		charger WT24V12A-CAN	1		TL
1.01	921000200597-T01		charger SS24V8A(RCM)	1		SS

05 Charger (PTE15N Pro) (507746036501) (EN1175-2020) Continuation

05 Charger (PTE15N Pro) (EN1175-2020) (507746036501) Continuation

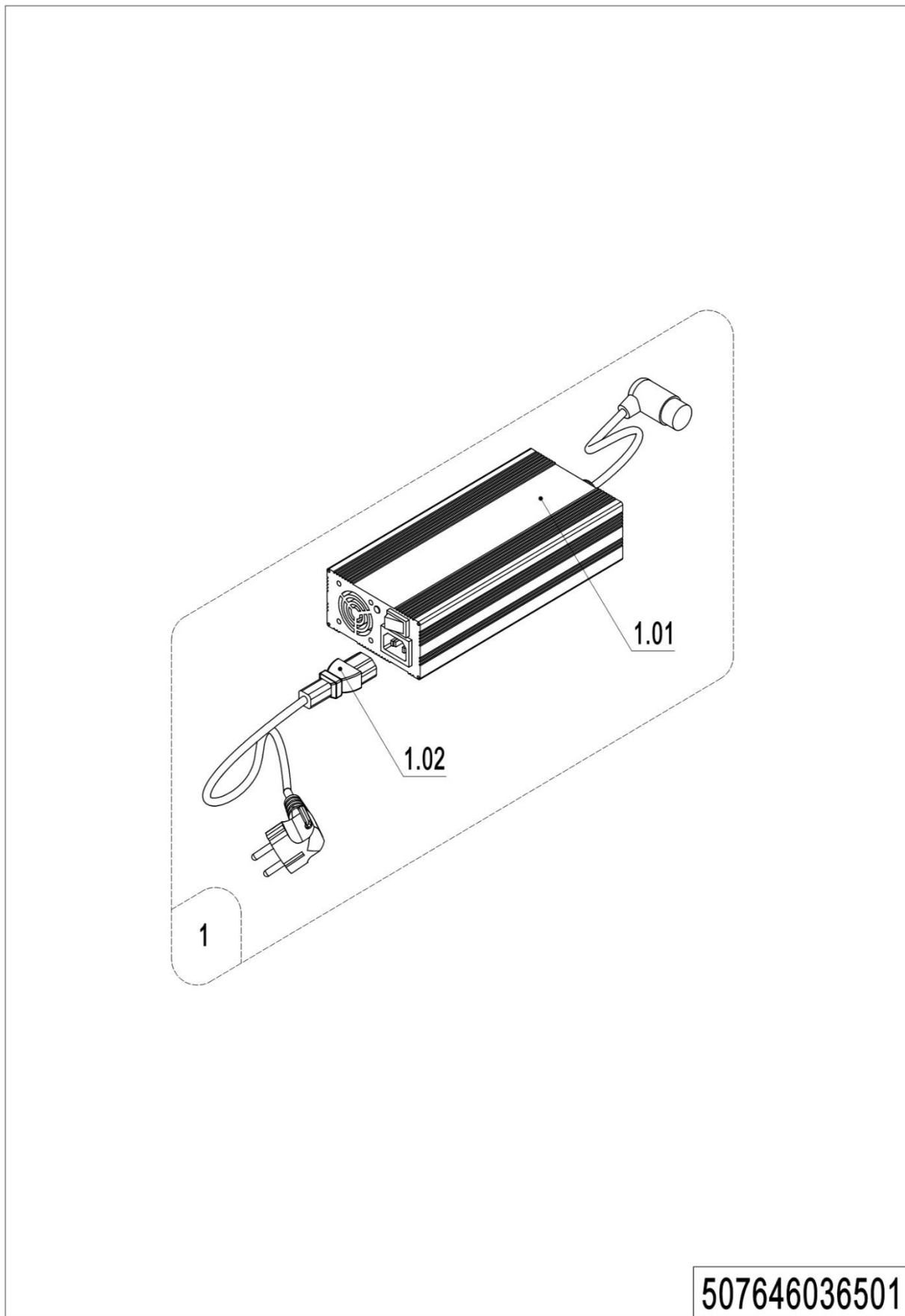
No.	Item Code	Mark	Item Description	Qty.	Substitute	Note
1.01	921000200648-T01		charger WT24V8A (EU)	1		TL
1.01	921000200464-T01		charger SS24V8A (Asia-ENG)	1		SS
1.02	921500200021		Power Cord (Aisa)	1		
1.02	921500200027		Power Cord (ENG)	1		
1.02	921500200023		Power Cord (US)	1		
1.02	921500200022		Power Cord (EU)	1		
1.02	921500200024		Power Cord (AUS)	1		
1.02	921500200025		Power Cord (ITY)	1		
1.02	921500200026		Power Cord (SWD)	1		
1.02	921500200028		Power Cord (ISR)	1		
1.02	921500200049		Power Cord (BRA)	1		
1.02	921500200050		Power Cord (ARG)	1		
1.02	921500200063		Power Cord (ZA)	1		
1.02	921500200064		Power Cord (ZA)	1		

06 Charger (PTE15N Pro) (EN1175-2020) (507746036502)

507746036502

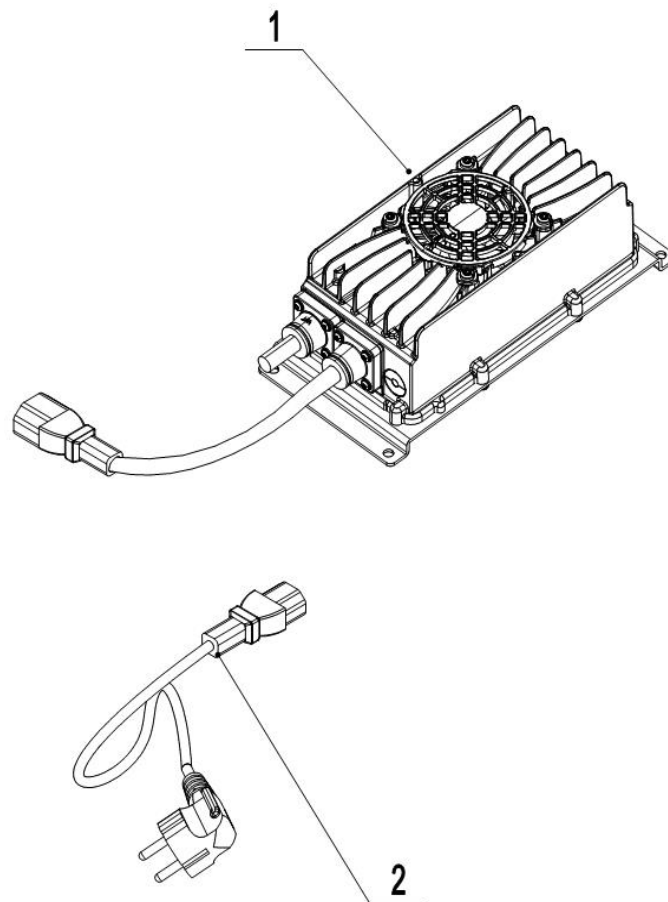
06 Charger (PTE15N Pro) (EN1175-2020) (507746036502)

No.	Item Code	Mark	Item Description	Qty.	Substitute	Note
1	921000100112		Charger WT24V18A	1		
1	921000100111		Charger WT24V8A	1		
2	921500200005		Spring Cable (EU)	1		
2	921500200003		Spring Cable (AUS)	1		
2	921500200006		Spring Cable (ITY)	1		
2	921500200007		Spring Cable (SWD)	1		
2	921500200029		Spring Cable (ISR)	1		
2	921500200061		Spring Cable (BRA)	1		
2	921500200037		Spring Cable (ARG)	1		
2	921500200008		Spring Cable (Asia)	1		
2	921500200004		Spring Cable (ENG)	1		
2	921500200002		Spring Cable (US)	1		

07 Charger (PTE20N Pro) (EN1175-2020) (507646036501)

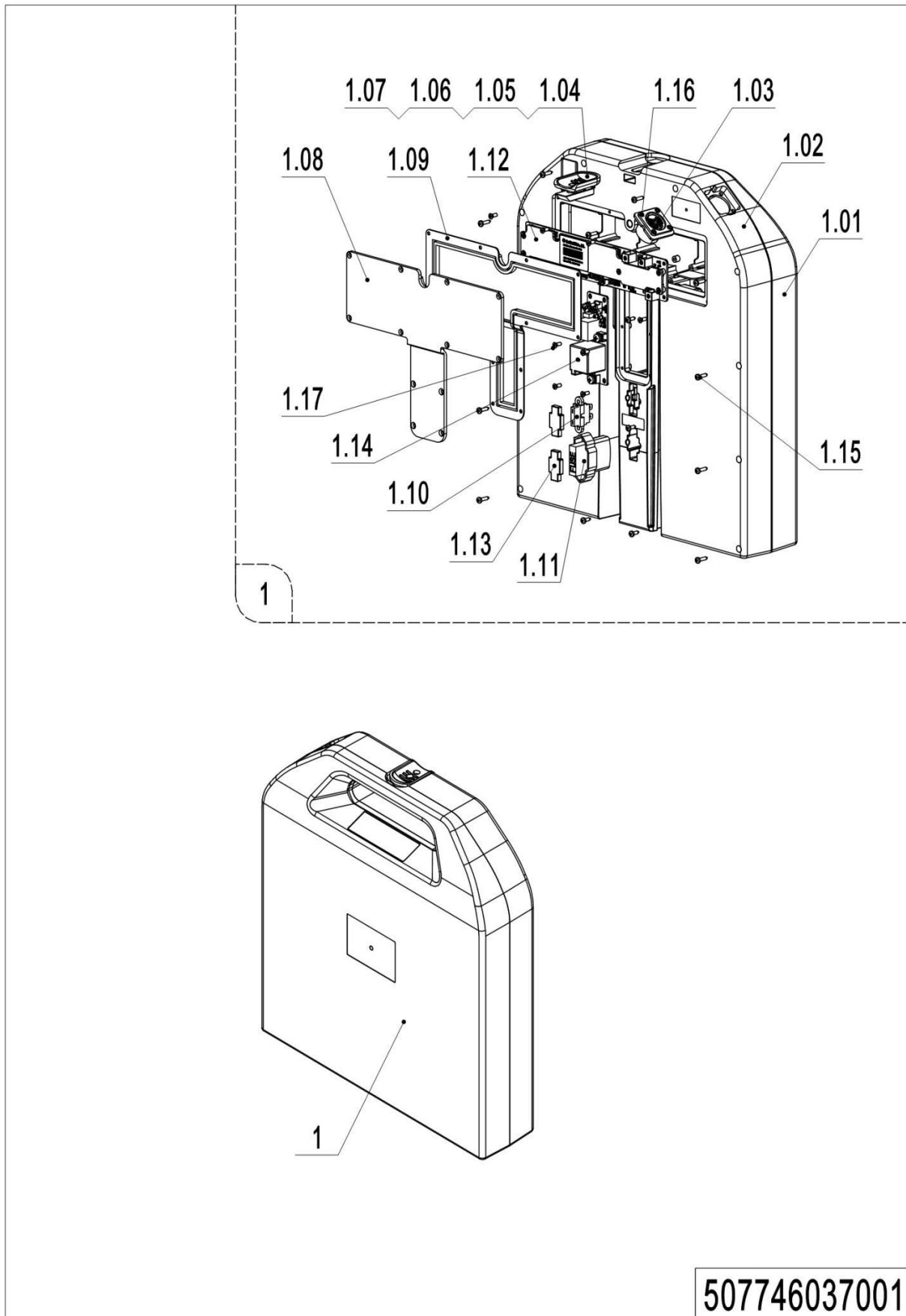
07 Charger (PTE20N Pro) (EN1175-2020) (507646036501)

No.	Item Code	Mark	Item Description	Qty.	Substitute	Note
1	508536510013-T01		Charger 48V9A (Asia)	1		SS
1	508536510015-T01		Charger 48V9A (US)	1		SS
1	508536510025-T01		Charger 48V9A (EU)	1		TL
1	508536510026-T01		Charger 48V9A (AUS)	1		TL
1	508536510027-T01		Charger 48V9A (ITY)	1		TL
1	508536510028-T01		Charger 48V9A (SWD)	1		TL
1	508536510029-T01		Charger 48V9A (ISR)	1		TL
1	508536510030-T01		Charger 48V9A (BRA)	1		TL
1	508536510031-T01		Charger 8V9A (ARG)	1		TL
1	508536510032-T01		Charger 48V9A (ENG)	1		TL
1	508536510033-T01		Charger 48V9A (ZA)	1		TL
1	508536510034-T01		Charger 48V9A (ZA)	1		TL
1.01	921000200591-T01		Charger SS48V9A-PLUG (Asia)	1		SS
1.01	921000200585-T01		Charger SS48V9A-PLUG (US)	1		SS
1.01	921000200642-T01		Charger WT48V9A (EU)	1		TL
1.02	921500200021		Spring Cable (Asia)	1		
1.02	921500200027		Spring Cable (ENG)	1		
1.02	921500200023		Spring Cable (US)	1		
1.02	921500200022		Spring Cable (EU)	1		
1.02	921500200024		Spring Cable (AUS)	1		
1.02	921500200025		Spring Cable (ITY)	1		
1.02	921500200026		Spring Cable (SWD)	1		
1.02	921500200028		Spring Cable (ISR)	1		
1.02	921500200049		Spring Cable (BRA)	1		
1.02	921500200050		Spring Cable (ARG)	1		
1.02	921500200063		Spring Cable (ZA)	1		
1.02	921500200064		Spring Cable (ZA)	1		

08 Charger (PTE20N Pro) (EN1175-2020) (507646036502)**507646036502**

08 Charger (PTE20N Pro) (EN1175-2020) (507646036502)

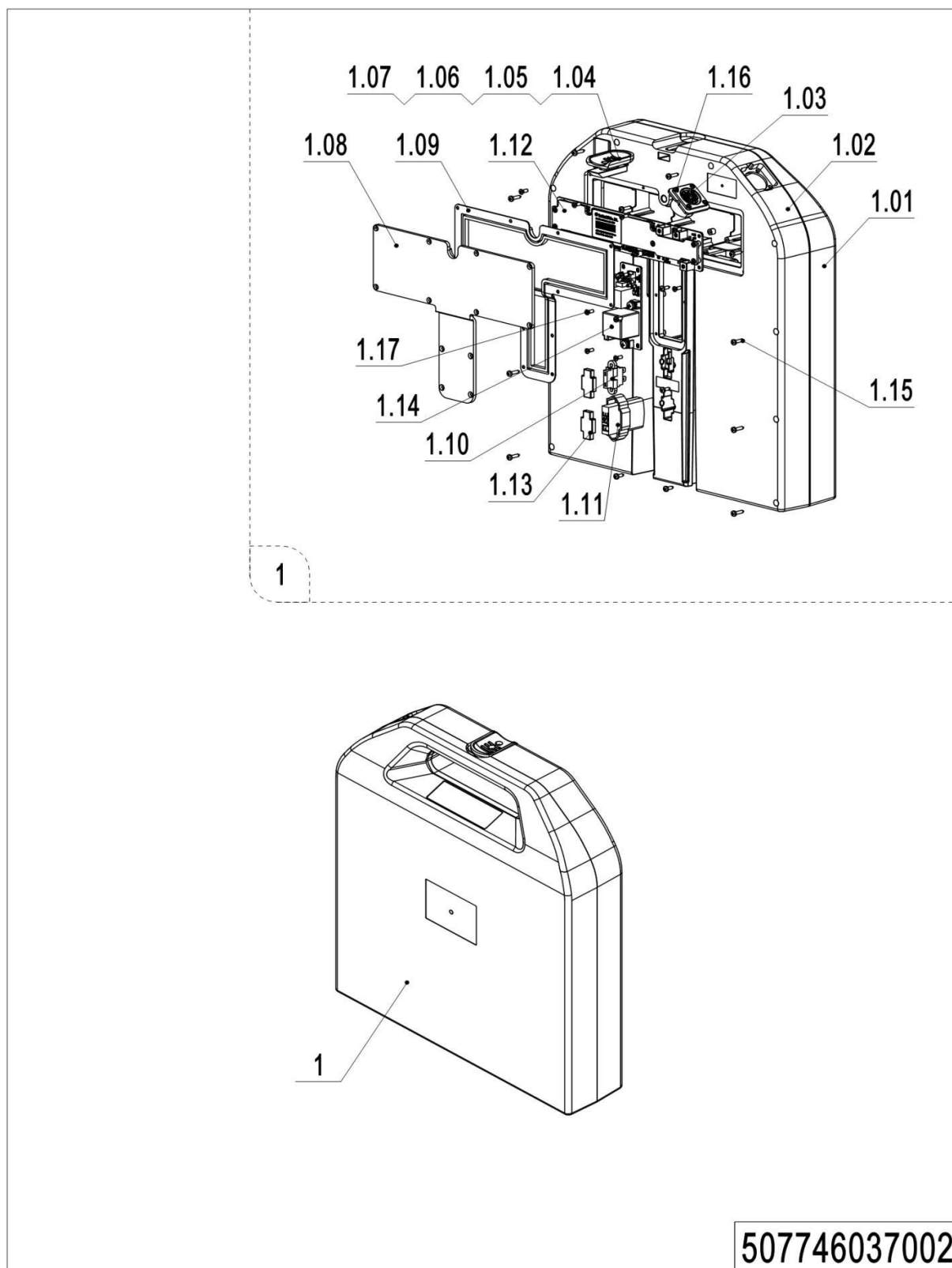
No.	Item Code	Mark	Item Description	Qty.	Substitute	Note
1	921000100113		Charger WT48V8A	1		TL
2	921500200005		Spring Cable (EU)	1		
2	921500200003		Spring Cable (AUS)	1		
2	921500200006		Spring Cable (ITY)	1		
2	921500200007		Spring Cable (SWD)	1		
2	921500200029		Spring Cable (ISR)	1		
2	921500200061		Spring Cable (BRA)	1		
2	921500200037		Spring Cable (ARG)	1		
2	921500200008		Spring Cable (Asia)	1		
2	921500200004		Spring Cable (ENG)	1		
2	921500200002		Spring Cable (US)	1		

09 Traction Battery(24V20Ah)(PTE15N Pro)(EN1175-2020) (507746037001)

507746037001

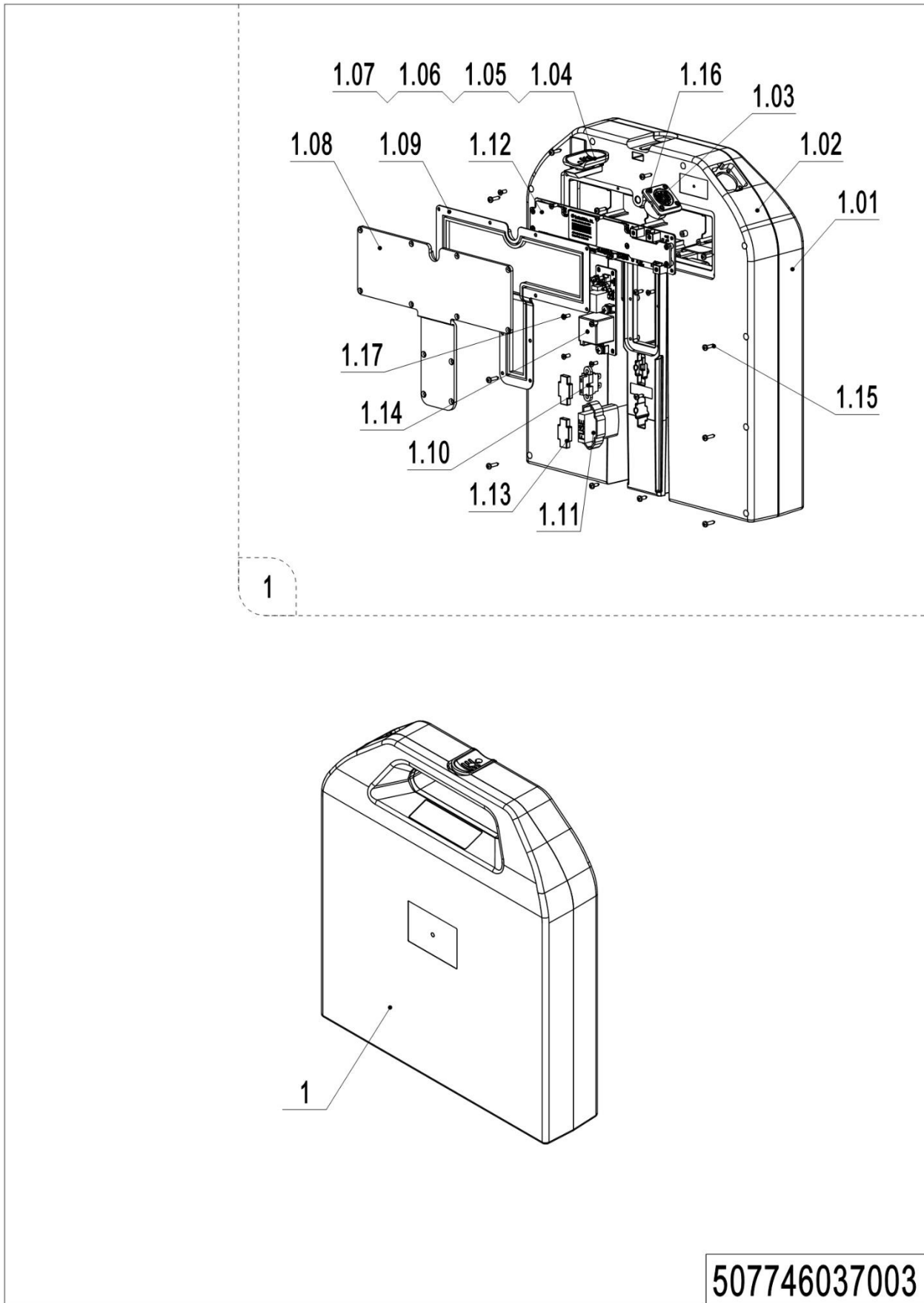
09 Traction Battery(24V20Ah) (PTE15N Pro) (EN1175-2020) (507746037001)

No.	Item Code	Mark	Item Description	Qty.	Substitute	Note
1	920600100433		Li Battery XNL24V20Ah1HR-4	1		
1.01	507798520001		Cover Plastic Handle	1		
1.02	507798520002		Cover	1		
1.03	920400200259		Plate	1		
1.04	508098520023		Plastic Handle	1		
1.05	508098520022		Plastic Handle	1		
1.06	508098520024		Spring	1		
1.07	910200500011		Screw	2		
1.08	507798520003		Fixing Plate	1		
1.09	507798520004		Seal Ring	1		
1.10	920100200016		Fuse 32V30A	1		
1.11	920100200015		Fuse 32V70A	1		
1.12	507798520005		NDNL1-BF8S20Ah-MND4	1		
1.13	509998520054		Fuse Consai	2		
1.14	507798520008		BF24-SPM3-CD	1		
1.15	507798520025		Screw	12		
1.16	507798520026		Screw	4		
1.17	507798520027		Screw	12		

10 Traction Battery (24V40Ah) (PTE15N Pro) (EN1175-2020)**(507746037002)**

10 Traction Battery(24V40Ah)(PTE15N Pro) (EN1175-2020)(507746037002)

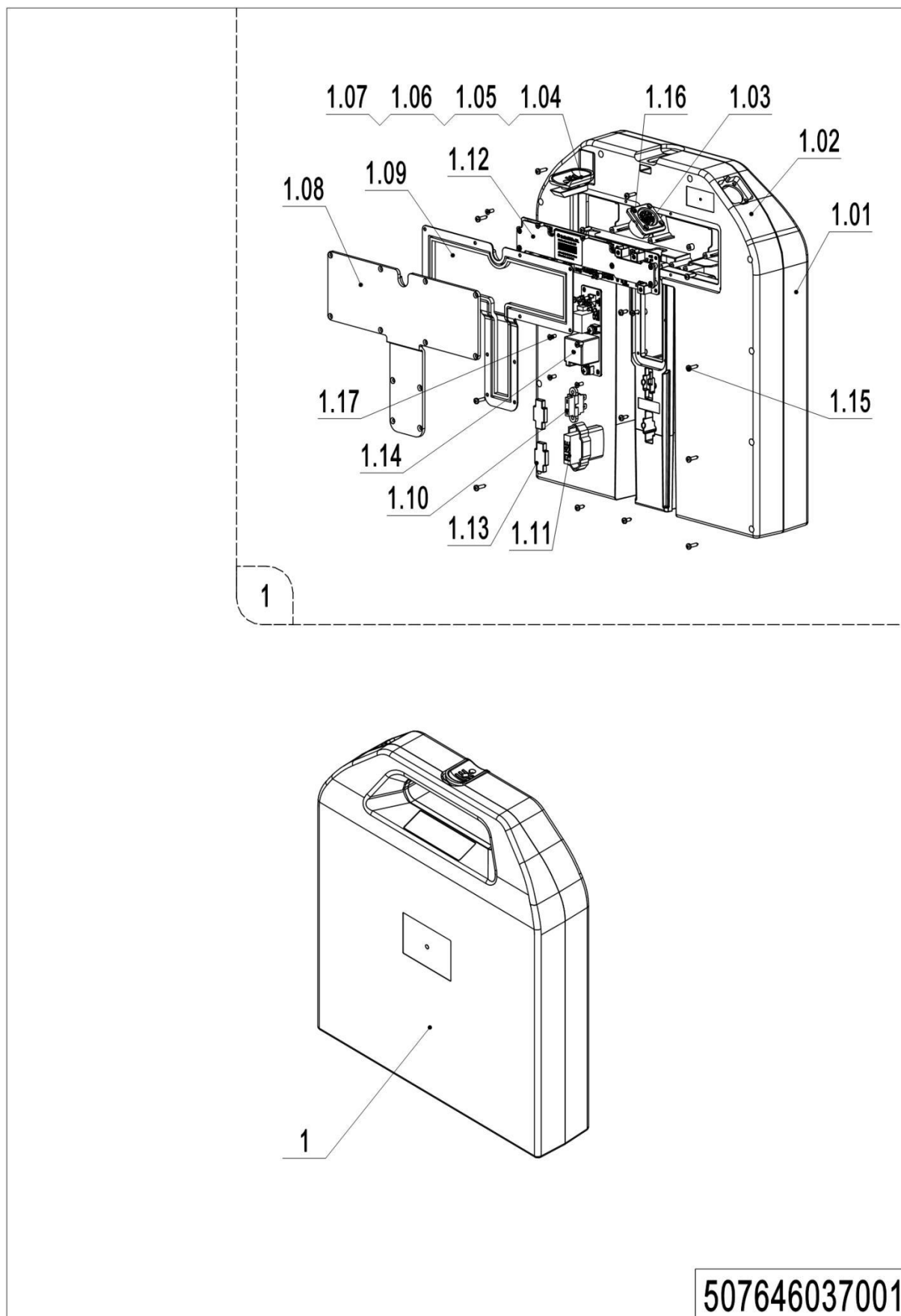
No.	Item Code	Mark	Item Description	Qty.	Substitute	Note
1	920600100434		Li Battery XNL24V40Ah1HR-1	1		
1.01	507798520001		Cover Plastic Handle	1		
1.02	507798520002		Cover	1		
1.03	920400200260		Plate	1		
1.04	508098520023		Plastic Handle	1		
1.05	508098520022		Plastic Handle	1		
1.06	508098520024		Spring	1		
1.07	910200500011		Screw	2		
1.08	507798520003		Fixing Plate	1		
1.09	507798520004		Seal Ring	1		
1.10	920100200016		Fuse 32V30A	1		
1.11	920100200015		Fuse 32V70A	1		
1.12	507798520006		NDNL1-BF8S40Ah-MND4	1		
1.13	509998520054		Fuse Consai	2		
1.14	507798520008		BF24-SPM3-CD	1		
1.15	507798520025		Screw	12		
1.16	507798520026		Screw	4		
1.17	507798520027		Screw	12		

11 Traction Battery(24V40Ah)(PTE15N Pro)(EN1175-2020) (507746037003)

11 Traction Battery(24V40Ah) (PTE15N Pro) (EN1175-2020)

(507746037003)

No.	Item Code	Mark	Item Description	Qty.	Substitute	Note
1	920600100639		Li Battery	1		
1.01	507798520001		Cover Plastic Handle	1		
1.02	507798520002		Cover	1		
1.03	920400200260		Plate	1		
1.04	508098520023		Plastic Handle	1		
1.05	508098520022		Plastic Handle	1		
1.06	508098520024		Spring	1		
1.07	910200500011		Screw	2		
1.08	507798520003		Fixing Plate	1		
1.09	507798520004		Seal Ring	1		
1.10	920100200016		Fuse 32V30A	1		
1.11	920100200015		Fuse 32V70A	1		
1.12	507798520006		NDNL1-BF8S40Ah-MND4	1		
1.13	509998520054		Fuse Consai	2		
1.14	507798520011		BF24-SPM3-CD	1		
1.15	507798520025		Screw	12		
1.16	507798520026		Screw	4		
1.17	507798520027		Screw	12		

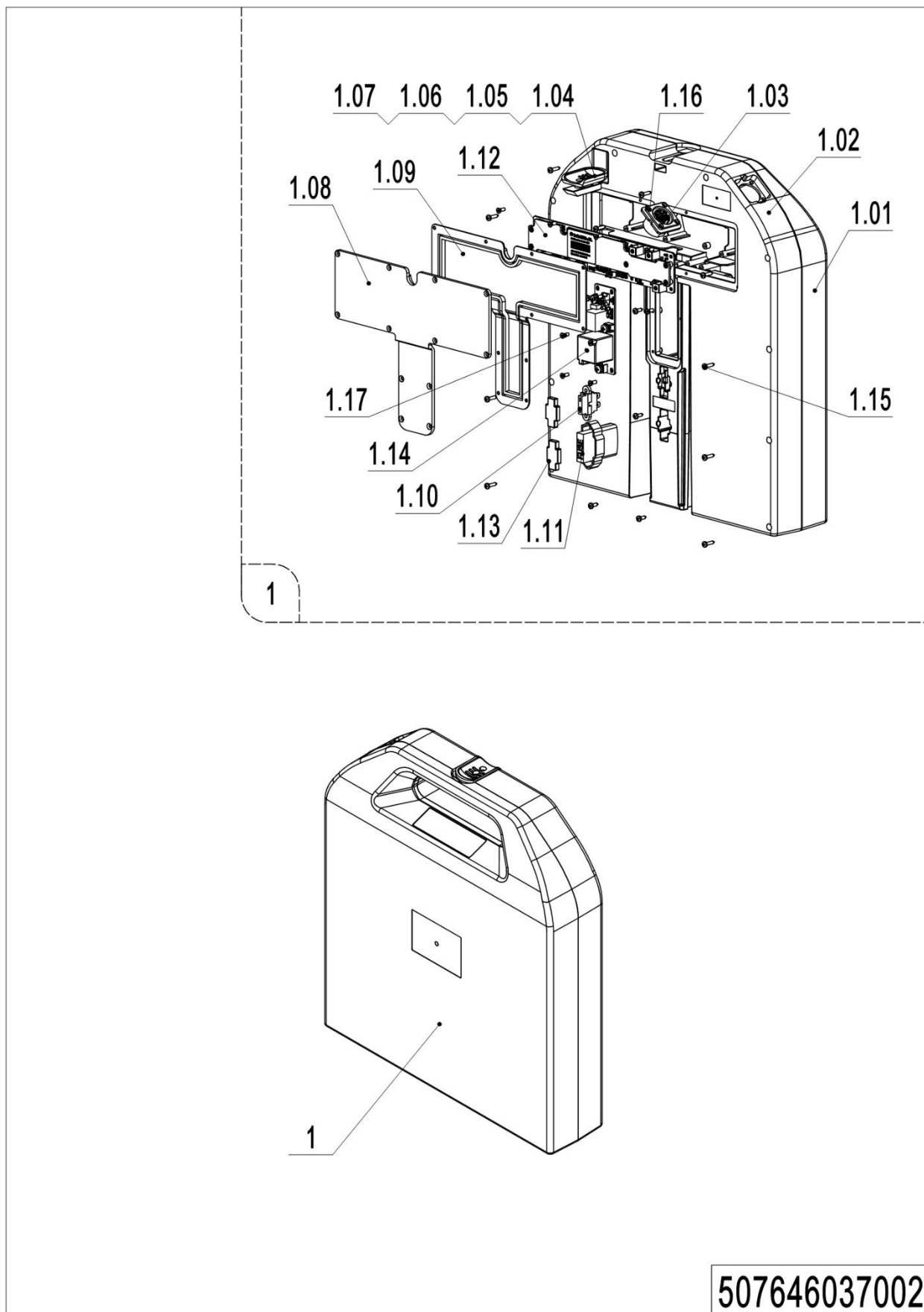
12 Traction Battery(48V20Ah)(PTE20N Pro)(EN1175-2020) (507646037001)

 12 Traction Battery(48V20Ah)(PTE20N Pro)(EN1175-2020)(507646037001)

No.	Item Code	Mark	Item Description	Qty.	Substitute	Note
1	920600100435		Li Battery XNL48V20Ah1HR-1	1		
1.01	507798520001		Cover Plastic Handle	1		
1.02	507798520002		Cover	1		
1.03	920400200261		Plate	1		
1.04	508098520023		Plastic Handle	1		
1.05	508098520022		Plastic Handle	1		
1.06	508098520024		Spring	1		
1.07	910200500011		Screw	2		
1.08	507798520003		Fixing Plate	1		
1.09	507798520004		Seal Ring	1		
1.10	920100200017		Fuse 60V20A	1		
1.11	920100200018		Fuse 80V70A	1		
1.12	507798520007		NDNL1-BF8S40Ah-MND4	1		
1.13	509998520054		Fuse Consai	2		
1.14	507798520009		BF24-SPM3-CD	1		
1.15	507798520025		Screw	12		
1.16	507798520026		Screw	4		
1.17	507798520027		Screw	12		

13 Traction Battery (48V20Ah) (PTE20N Pro) (EN1175-2020)

(507646037002)



507646037002

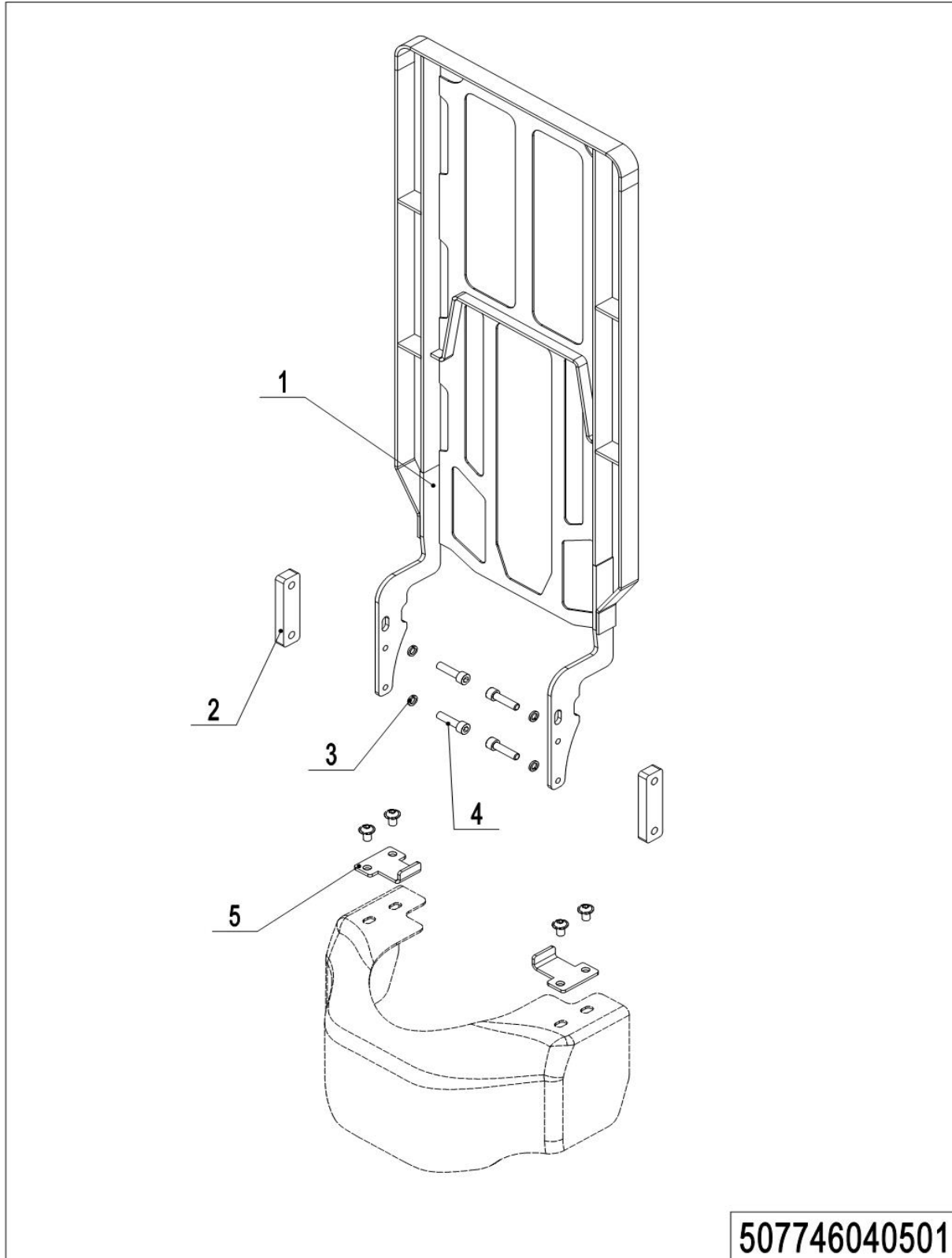
13 Traction Battery(48V20Ah) (PTE20N Pro) (EN1175-2020)

(507646037002)

No.	Item Code	Mark	Item Description	Qty.	Substitute	Note
1	920600100640		Li Battery	1		
1.01	507798520001		Cover Plastic Handle	1		
1.02	507798520002		Cover	1		
1.03	920400200261		Plate	1		
1.04	508098520023		Plastic Handle	1		
1.05	508098520022		Plastic Handle	1		
1.06	508098520024		Spring	1		
1.07	910200500011		Screw	2		
1.08	507798520003		Fixing Plate	1		
1.09	507798520004		Seal Ring	1		
1.10	920100200017		Fuse 60V20A	1		
1.11	920100200018		Fuse 80V70A	1		
1.12	507798520007		NDNL1-BF8S40Ah-MND4	1		
1.13	509998520054		Fuse Consai	2		
1.14	507798520012		BF24-SPM3-CD	1		
1.15	507798520025		Screw	12		
1.16	507798520026		Screw	4		
1.17	507798520027		Screw	12		

Chapter 6: Special Parts

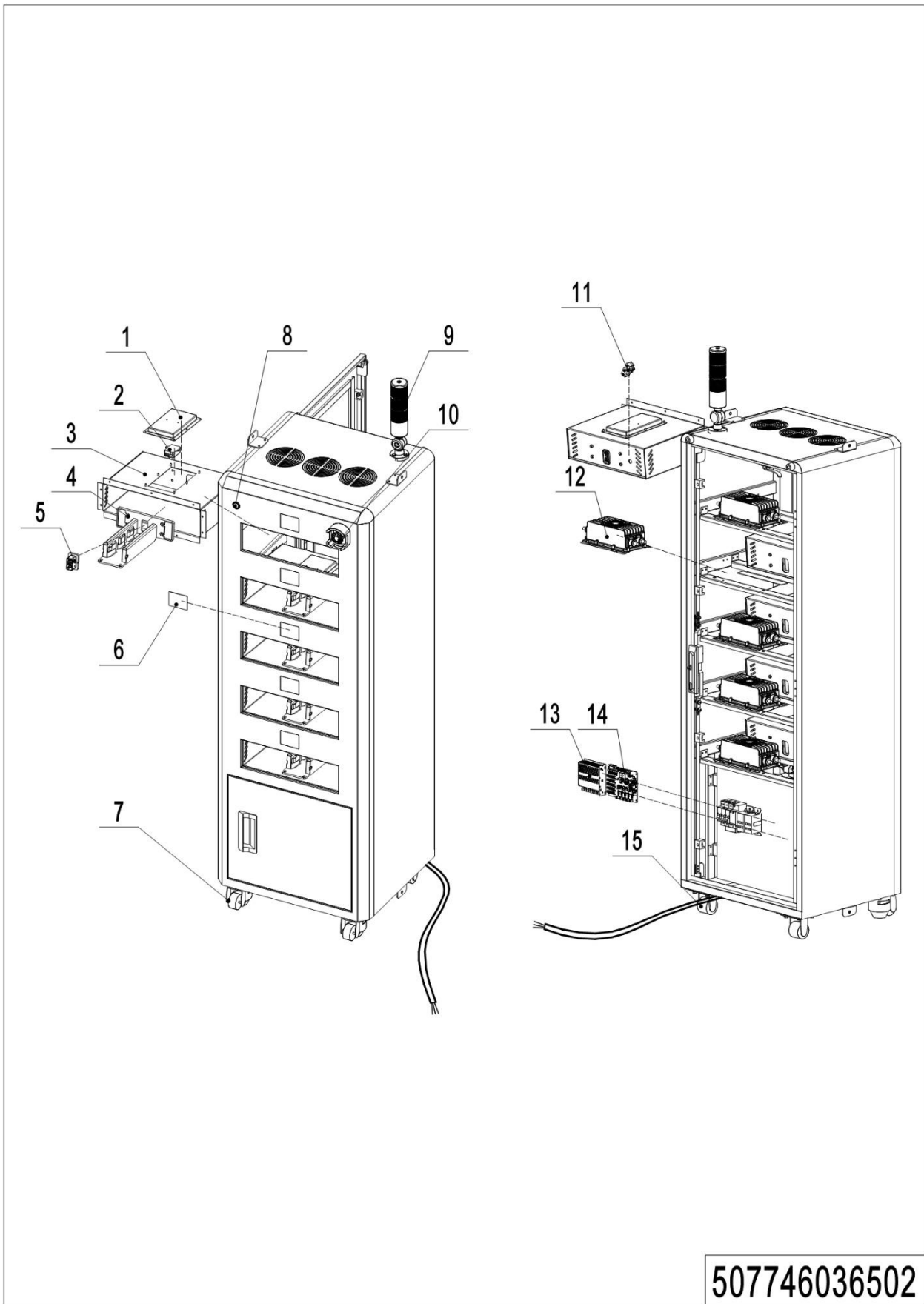
01 Load Backrest (507746040501)



01 Load Backrest (507746040501)

No.	Item Code	Mark	Item Description	Qty.	Substitute	Note
1	507740510001		Load Backrest	1		
1	507740510002		Load Backrest	1		
1	507740510003		Load Backrest	1		
2	508040520000	1	Subplate	2		
3	910400500007	1	Spring Washer	4		
4	910200200079	1	Screw	4		
5	508040520017	1	Stop Plate	2		

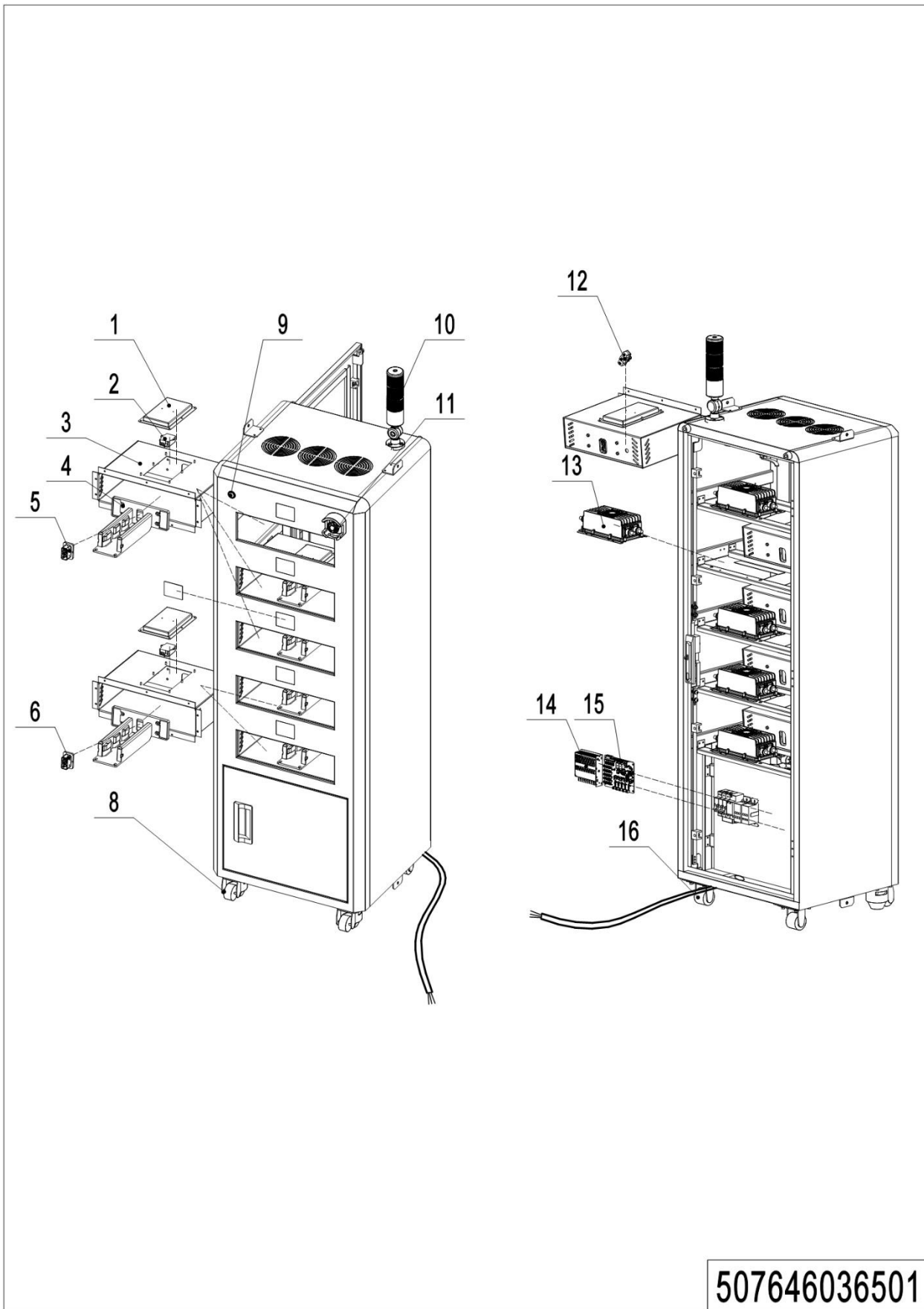
02 Charging cabinets (PTE15N Pro) (507746040502)



02 Charging cabinets (PTE15N Pro) (507746040502)

No.	Item Code	Mark	Item Description	Qty.	Substitute	Note
1	507798520049		Plate	5		
2	507798520050		aerosol	5		
3	507798520051		Battery compartment	5		
4	920600100436	1	Guide column	5		
5	507798520052	1	Wire Harness	5		
6	507798520054	1	Display Screen kit	5		
7	507798520058	1	Wire Harness	2		
8	507798520055		Switch	1		
9	507798520056		Warning lights	1		
10	507798520057		Emergency Button	1		
11	507798520059		Micro switch	5		
12	507798520060		Charger	5		
13	507798520063		Module	1		
14	507798520062		Plate	1		
15	507798520064		Swivel Caster	2		

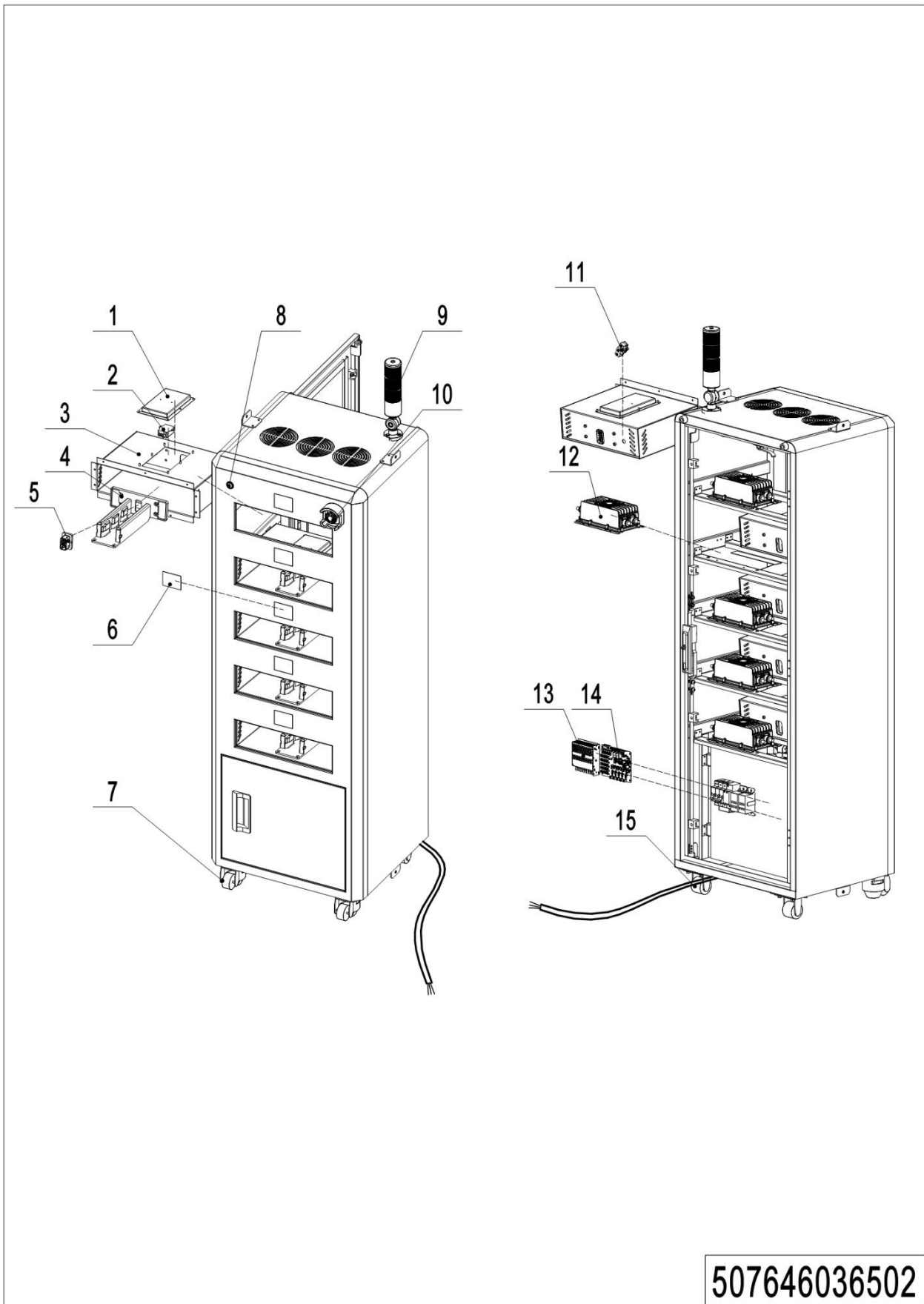
03 Charging cabinets (PTE20N Pro) (507646040501)



03Charging cabinets (PTE20N Pro) (507646040501)

No.	Item Code	Mark	Item Description	Qty.	Substitute	Note
1	507798520049		Plate	5		
2	507798520050		aerosol	5		
3	507798520051		Battery compartment	5		
4	920600100436		Guide column	5		
5	507798520052		Wire Harness	3		
6	507798520053		Wire Harness	2		
7	507798520054		Display Screen kit	5		
8	507798520058		Wire Harness	2		
9	507798520055		Switch	1		
10	507798520056		Warning lights	1		
11	507798520057		Emergency Button	1		
12	507798520059		Micro switch	5		
13	507798520060		Charger	5		
14	507798520063		Module	1		
15	507798520062		Plate	1		
16	507798520064		Swivel Caster	2		

04 Charging cabinets (PTE20N Pro) (507646040502)

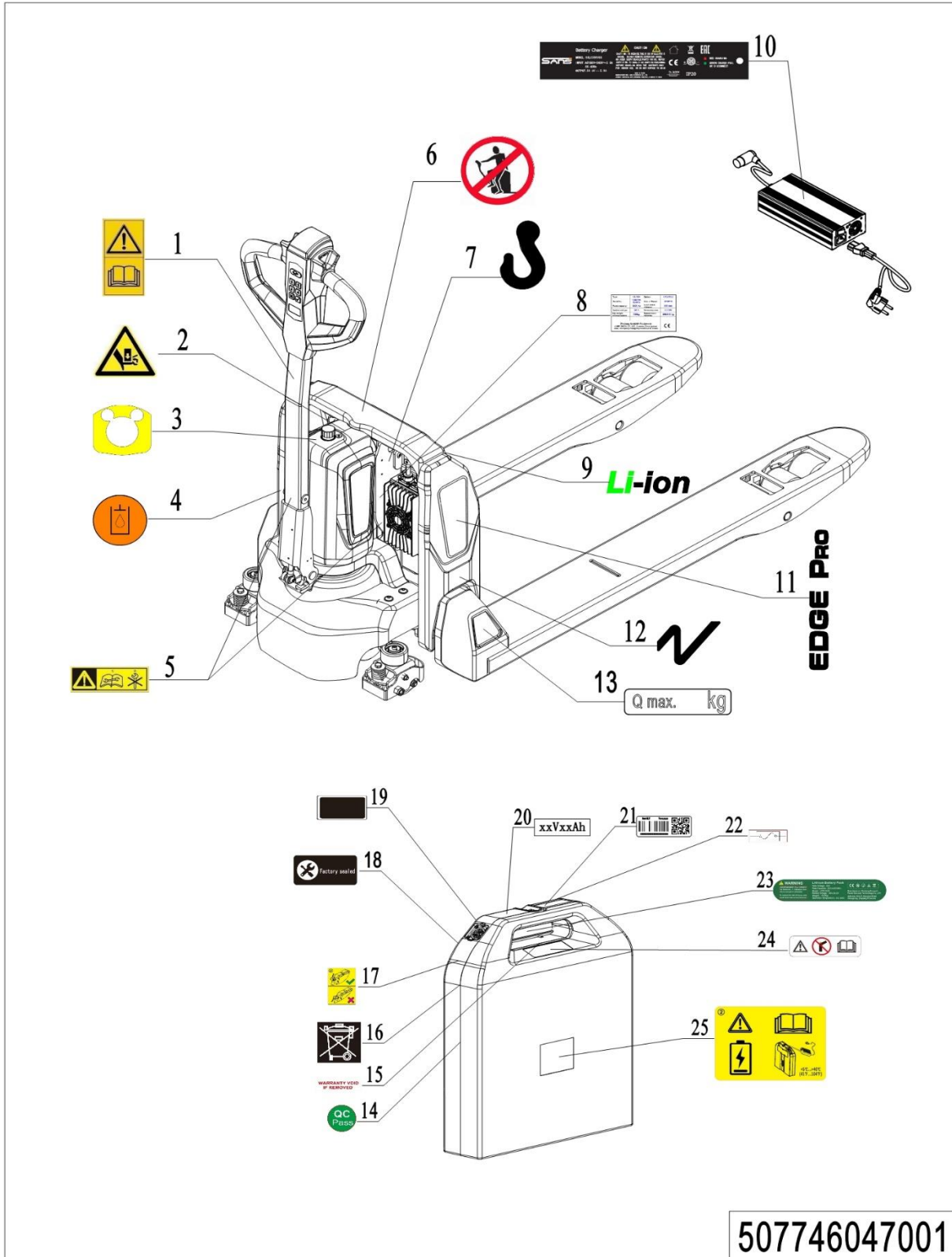


04Charging cabinets (PTE20N Pro) (507646040502)

No.	Item Code	Mark	Item Description	Qty.	Substitute	Note
1	507798520049		Plate	5		
2	507798520050		aerosol	5		
3	507798520051		Battery compartment	5		
4	920600100436		Guide column	5		
5	507798520053		Wire Harness	5		
6	507798520054		Display Screen kit	5		
7	507798520058		Wire Harness	2		
8	507798520055		Switch	1		
9	507798520056		Warning lights	1		
10	507798520057		Emergency Button	1		
11	507798520059		Micro switch	5		
12	507798520060		Charger	5		
13	507798520063		Module	1		
14	507798520062		Plate	1		
15	507798520064		Swivel Caster	2		

Chapter 7: Others

01 Labels and Decals-EU (PTE15N Pro) (507746047001)



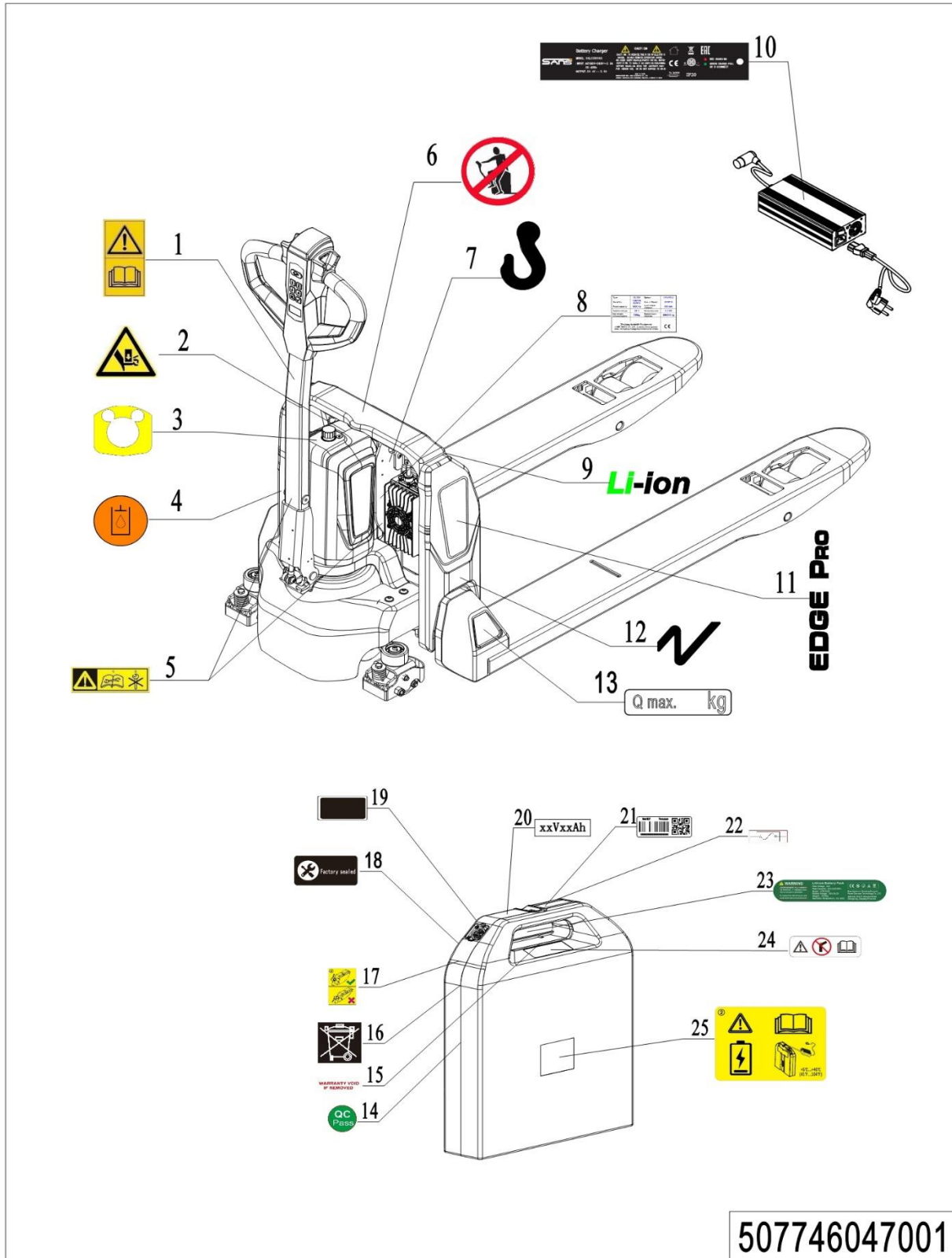
507746047001

1= Supply as package. 2= Supply with constraints. 3= Phasing-out supply. 4= Supply as assembly. 5= Check other tables.

01 Labels and Decals-EU (PTE15N Pro) (507746047001)

No.	Item Code	Mark	Item Description	Qty.	Substitute	Note
1	941200300002		Label	1		
2	508047020007		Label	1		
3	508047020000		Label	1		
4	941200300003		Label	1		
5	508047020004		Label	2		
6	941200100003		Label	1		
7	941200300001		Label	2		
8	507745720050		Truck data plate	1		540x1150-24v20Ah
8	507747520051		Truck data plate	1		540x1150-24v40Ah
8	507747520052		Truck data plate	1		685x1150-24v20Ah
8	507747520053		Truck data plate	1		685x1150-24v40Ah
9	507798520028		Label	1		
10	508047520005		Label	1		
11	507747020005		Label	1		
12	510847020003		Label (N)	2		
13	507747020002		Label (kg)	2		
14	510847020015		Label	1		
15	510817020014		Label	1		
16	508047020015		Label	1		
17	507798520030		Label	1		
18	507798520031		Label	1		
19	507798520032		Label	1		
20	507798520033		Label	1		24V20Ah routine
20	507798520034		Label	1		24V40Ah routine
20	507798520035		Label	1		24V40Ah refrigeratory
21	507798520036		Label	2		
22	510847020008		Label	1		
23	507798520037		Label	1		24V20Ah routine
23	507798520038		Label	1		24V40Ah routine
23	507798520039		Label	1		24V40Ah routine

01 Labels and Decals-EU (PTE15N Pro) (507746047001) Continuation

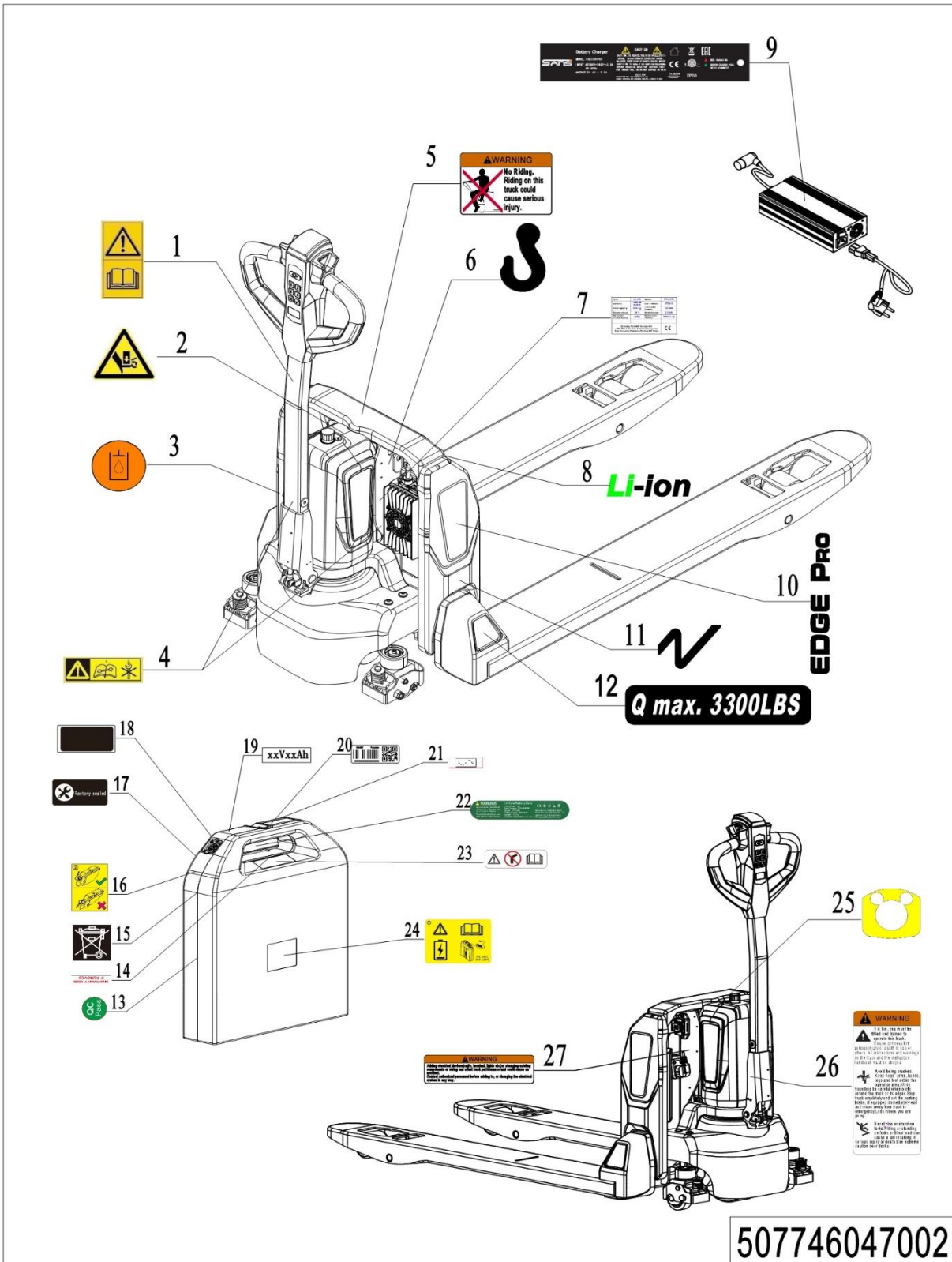


1= Supply as package. 2= Supply with constraints. 3= Phasing-out supply. 4= Supply as assembly. 5= Check other tables.

01 Labels and Decals-EU (PTE15N Pro) (507746047001) Continuation

No.	Item Code	Mark	Item Description	Qty.	Substitute	Note
24	510847020013		Label	1		
25	507798520040		Label	1		

02 Labels and Decals-US (PTE15N Pro) (507746047002)

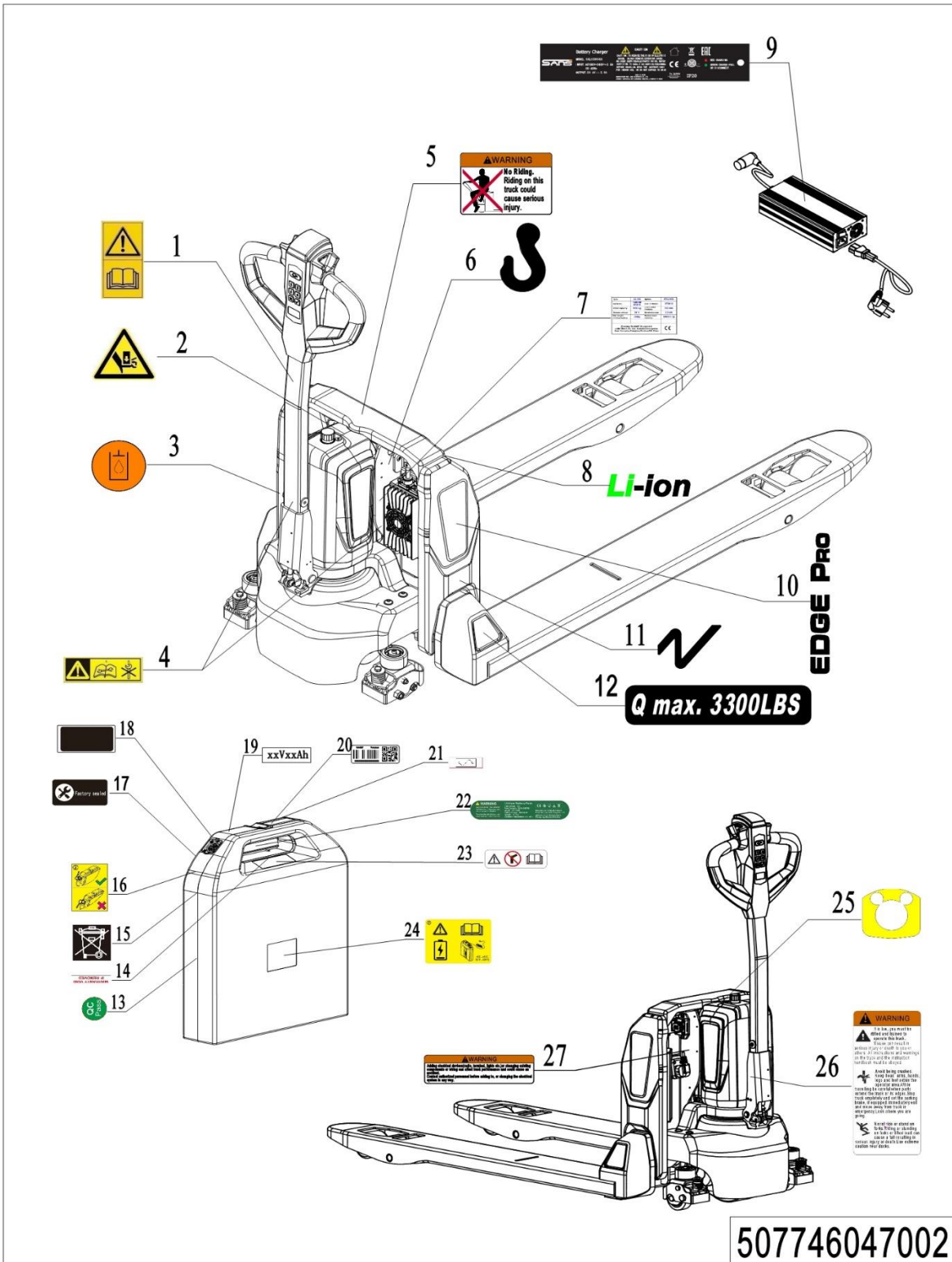


1= Supply as package. 2= Supply with constraints. 3= Phasing-out supply. 4= Supply as assembly. 5= Check other tables.

02 Labels and Decals-US (PTE15N Pro) (507746047002)

No.	Item Code	Mark	Item Description	Qty.	Substitute	Note
1	941200300002		Label	1		
2	508047020007		Label	1		
3	941200300003		Label	1		
4	508047020004		Label	2		
5	941200100011		Label	1		
6	941200300001		Label	2		
7	507745720050		Truck data plate	1		540x1150-24v20Ah
7	507747520051		Truck data plate	1		540x1150-24v40Ah
7	507747520052		Truck data plate	1		685x1150-24v20Ah
7	507747520053		Truck data plate	1		685x1150-24v40Ah
8	507798520028		Label	1		
9	509947020005		Label	1		
10	507747020005		Label	1		
11	510847020003		Label (N)	2		
12	941200200016		Label (LBS)	2		
13	510847020015		Label	1		
14	510817020014		Label	1		
15	508047020015		Label	1		
16	507798520030		Label	1		
17	507798520031		Label	1		
18	507798520032		Label	1		
19	507798520033		Label	1		24V20Ah routine
19	507798520034		Label	1		24V40Ah routine
19	507798520035		Label	1		24V40Ah refrigeratory
20	507798520036		Label	2		
21	510847020008		Label	1		
22	507798520037		Label	1		24V20Ah routine
22	507798520038		Label	1		24V40Ah routine
22	507798520039		Label	1		24V40Ah refrigeratory
23	510847020013		Label	1		

02 Labels and Decals-US (PTE15N Pro) (507746047002) Continuation

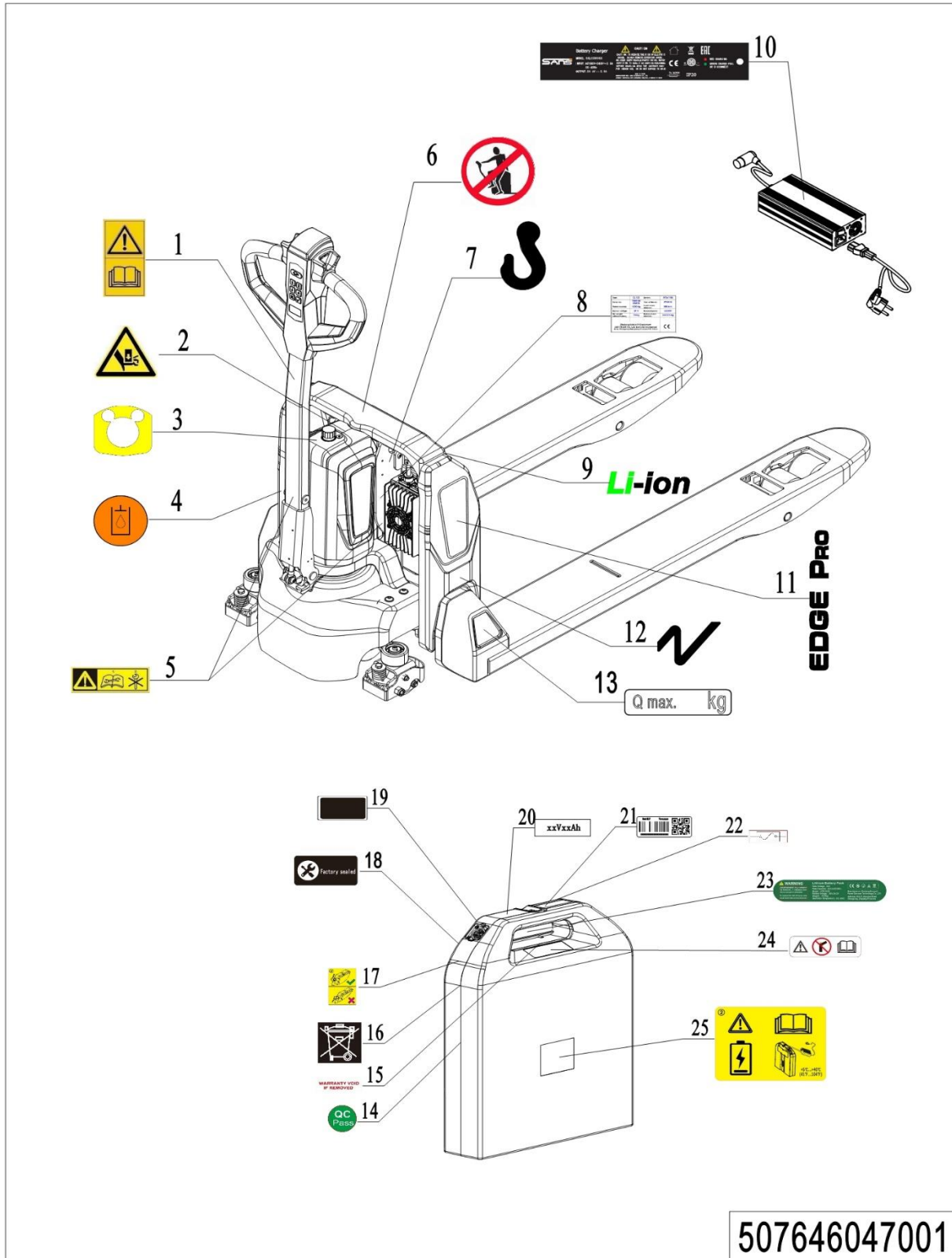


1= Supply as package. 2= Supply with constraints. 3= Phasing-out supply. 4= Supply as assembly. 5= Check other tables.

02 Labels and Decals-US (PTE15N Pro) (507746047002) Continuation

No.	Item Code	Mark	Item Description	Qty.	Substitute	Note
24	507798520040		Label	1		
25	508047020000		Label	1		
26	941200100009		Label	1		
27	941200100010		标贴	1		

03 Labels and Decals-EU (PTE20N Pro) (507646047001)

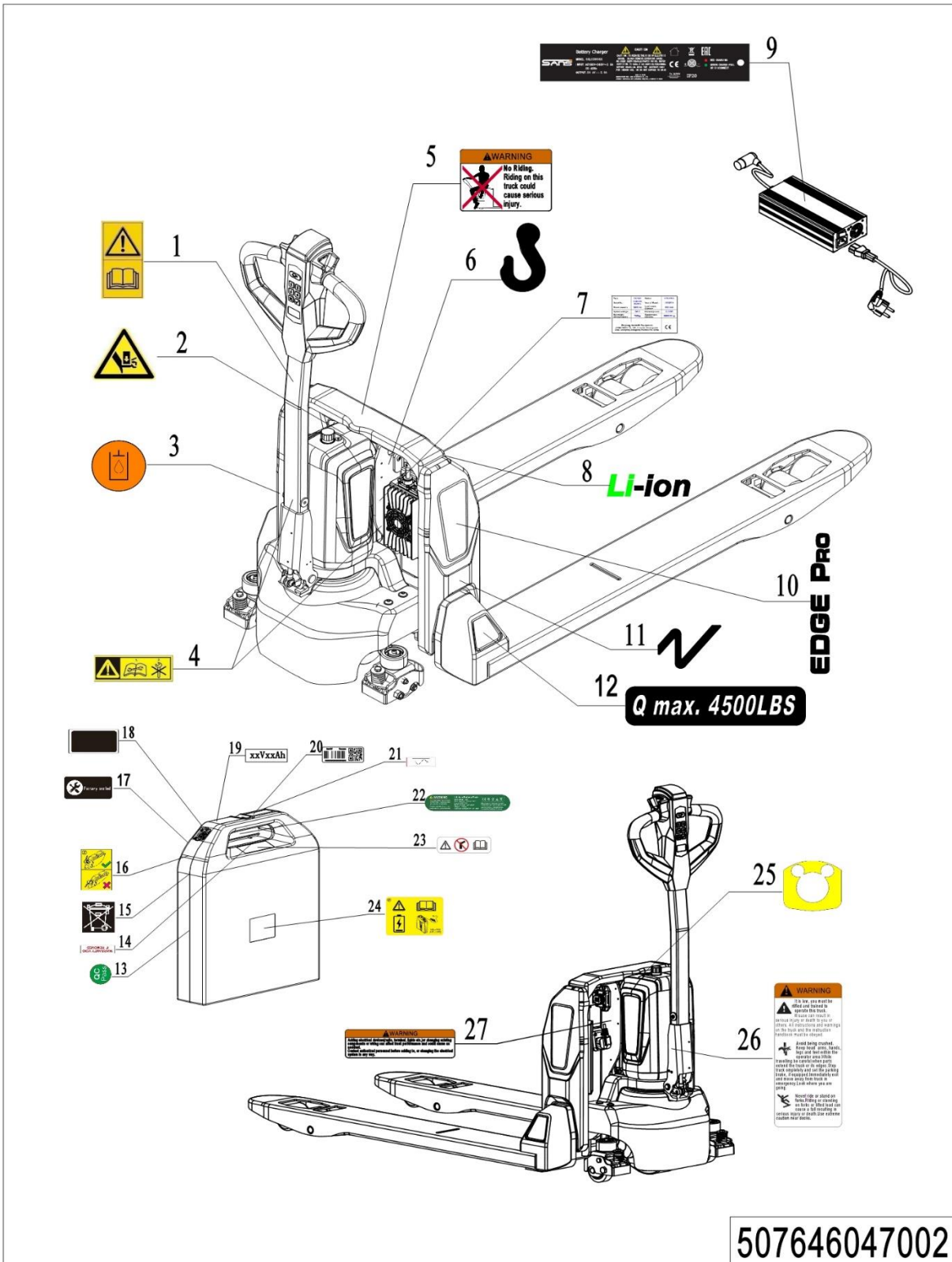


1= Supply as package. 2= Supply with constraints. 3= Phasing-out supply. 4= Supply as assembly. 5= Check other tables.

03 Labels and Decals-EU (PTE20N Pro) (507646047001)

No.	Item Code	Mark	Item Description	Qty.	Substitute	Note
1	941200300002		Label	1		
2	508047020007		Label	1		
3	508047020000		Label	1		
4	941200300003		Label	1		
5	508047020004		Label	2		
6	941200100003		Label	1		
7	941200300001		Label	2		
8	507647520050		Truck data plate	1		540x1150-48v20Ah
8	507647520051		Truck data plate	1		685x1150-48v20Ah
9	507798520028		Label	1		
10	508047520005		Label	1		
11	507747020005		Label	1		
12	510847020003		Label (N)	2		
13	507647020000		Label (kg)	2		
14	510847020015		Label	1		
15	510817020014		Label	1		
16	508047020015		Label	1		
17	507798520030		Label	1		
18	507798520031		Label	1		
19	507798520032		Label	1		
20	507698520002		Label	1		48V20Ah routine
20	507698520003		Label	1		48V20Ah refrigeratory
21	507698520004		Label	2		
22	510847020008		Label	1		
23	507698520005		Label	1		48V20Ah routine
23	507698520006		Label	1		48V20Ah refrigeratory
24	510847020013		Label	1		
25	507798520040		Label	1		

04 Labels and Decals-US (PTE20N Pro) (507646047002)



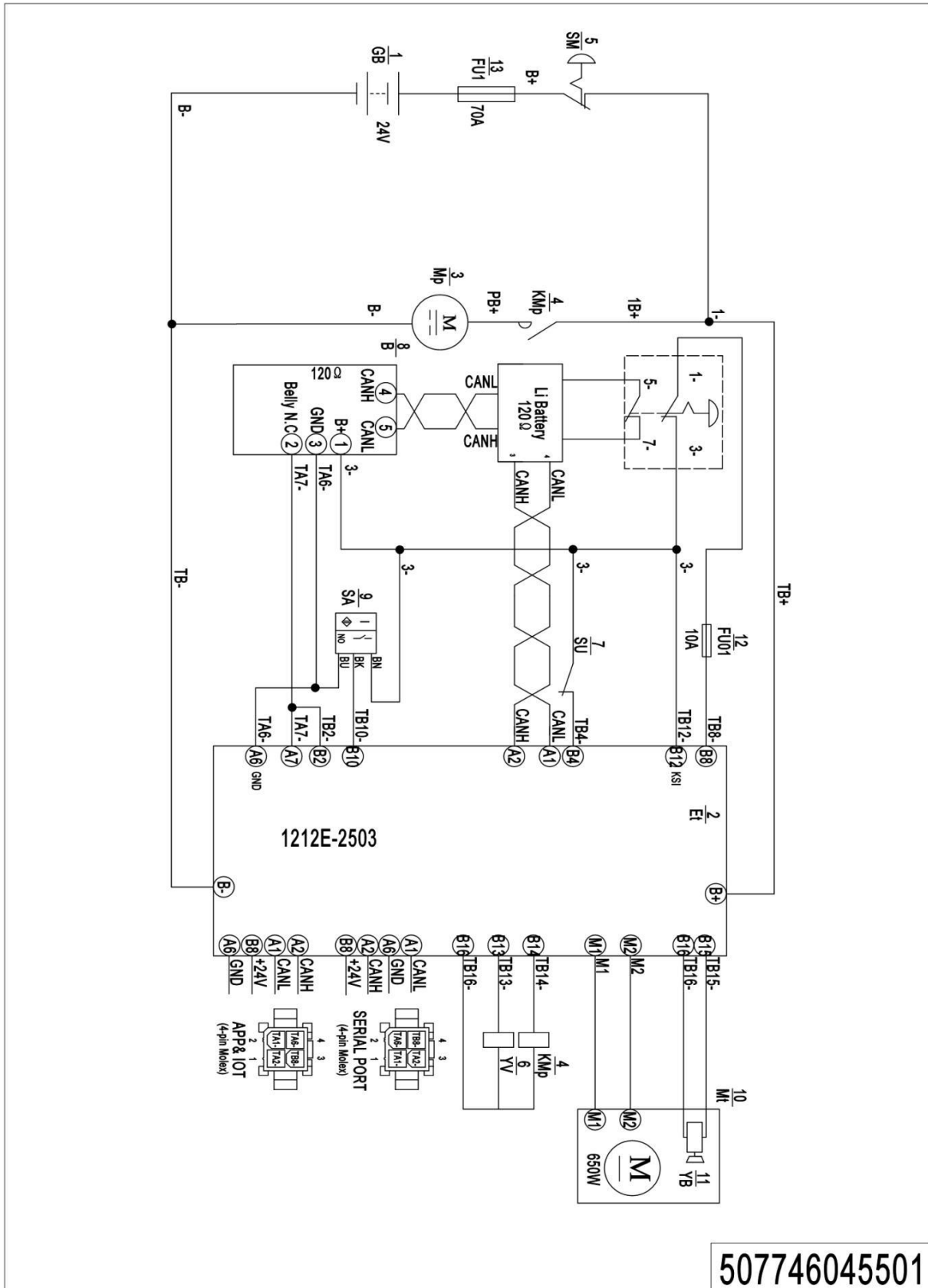
1= Supply as package. 2= Supply with constraints. 3= Phasing-out supply. 4= Supply as assembly. 5= Check other tables.

04 Labels and Decals-EU (PTE20N Pro) (507646047002)

No.	Item Code	Mark	Item Description	Qty.	Substitute	Note
1	941200300002		Label	1		
2	508047020007		Label	1		
3	941200300003		Label	1		
4	508047020004		Label	2		
5	941200100011		Label	1		
6	941200300001		Label	2		
7	507647520000		Truck data plate	1		540x1150-48v20Ah
7	507647520001		Truck data plate	1		685x1150-48v20Ah
8	507798520028		Label	1		
9	508047520005		Label	1		
10	507747020005		Label	1		
11	510847020003		Label (N)	2		
12	941200200050		Label (LBS)	2		
13	510847020015		Label	1		
14	510817020014		Label	1		
15	508047020015		Label	1		
16	507798520030		Label	1		
17	507798520031		Label	1		
18	507798520032		Label	1		
19	507698520002		Label	1		48V20Ah routine
19	507698520003		Label	1		48V20Ah refrigeratory
20	507698520004		Label	2		
21	510847020008		Label	1		
22	507698520005		Label	1		48V20Ah routine
22	507698520006		Label	1		48V20Ah refrigeratory
23	510847020013		Label	1		
24	507798520040		Label	1		
25	508047020000		Label	1		
26	941200100009		Label	1		
27	941200100010		标贴	1		

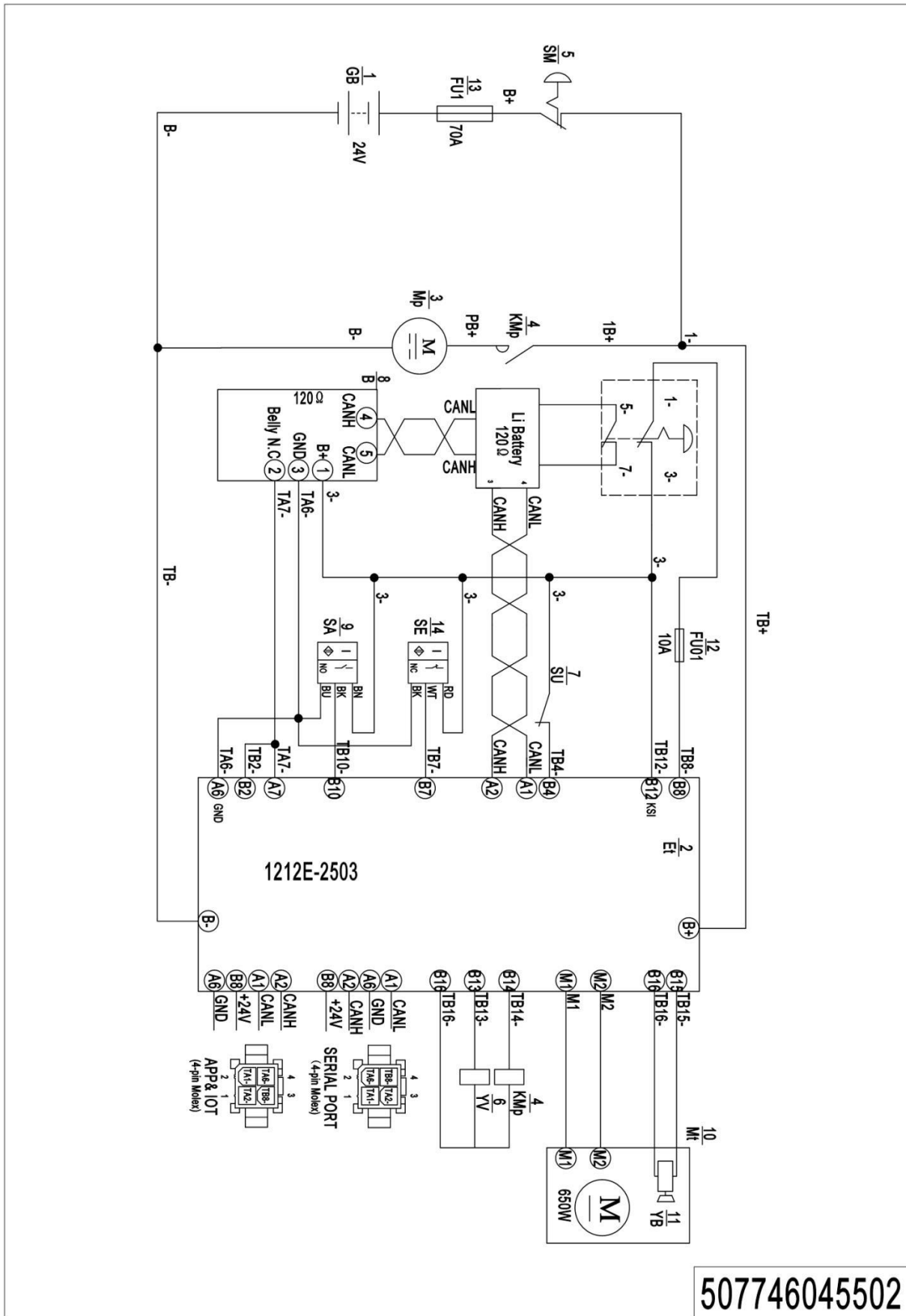
Appendix

01 Electrical Circuit Diagram(PTE15N Pro)(EN1175-2020)(507746045501)



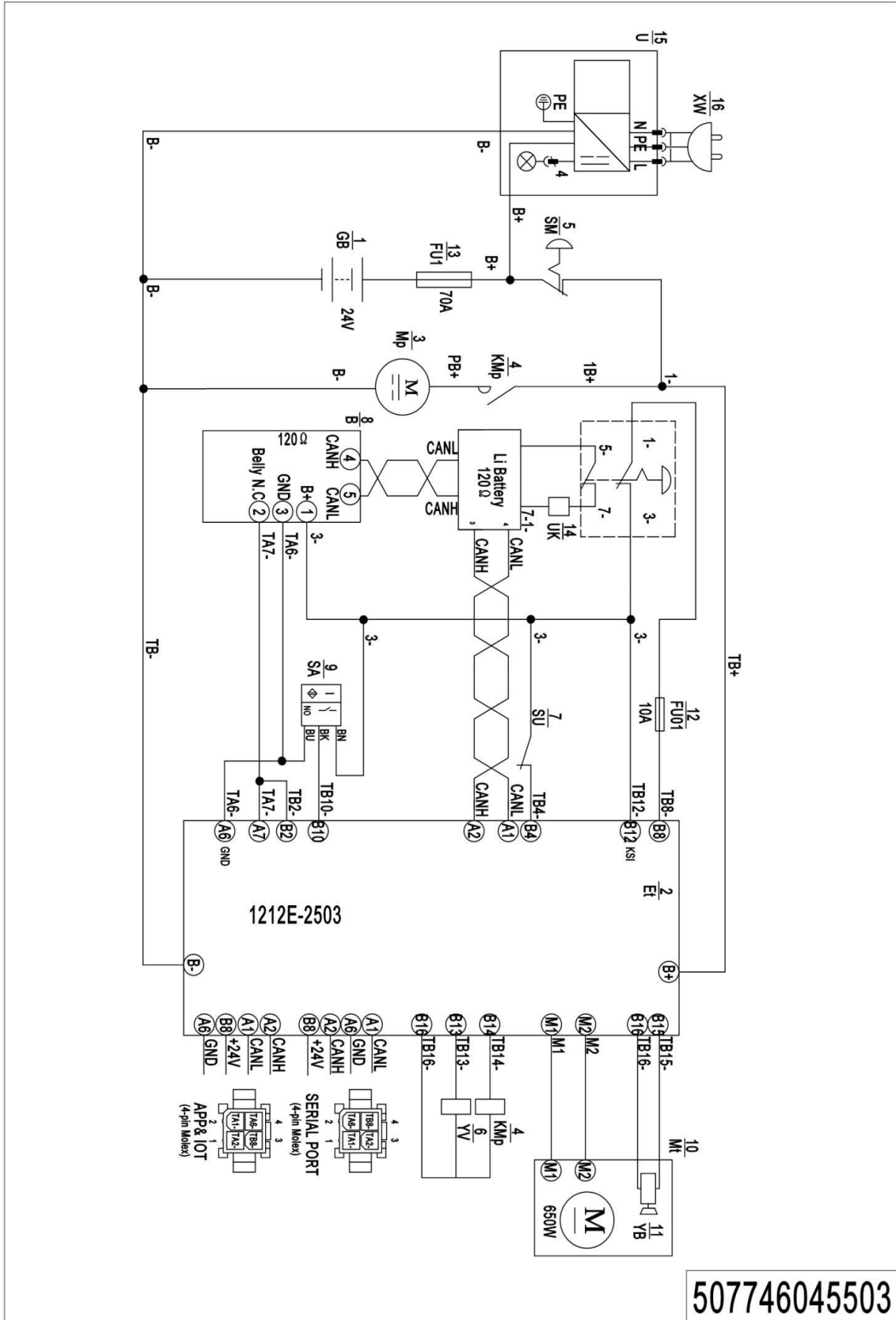
1= Supply as package. 2= Supply with constraints. 3= Phasing-out supply. 4= Supply as assembly. 5= Check other tables.

02 Electrical Circuit Diagram(PTE15N Pro)(EN1175-2020)(507746045502)



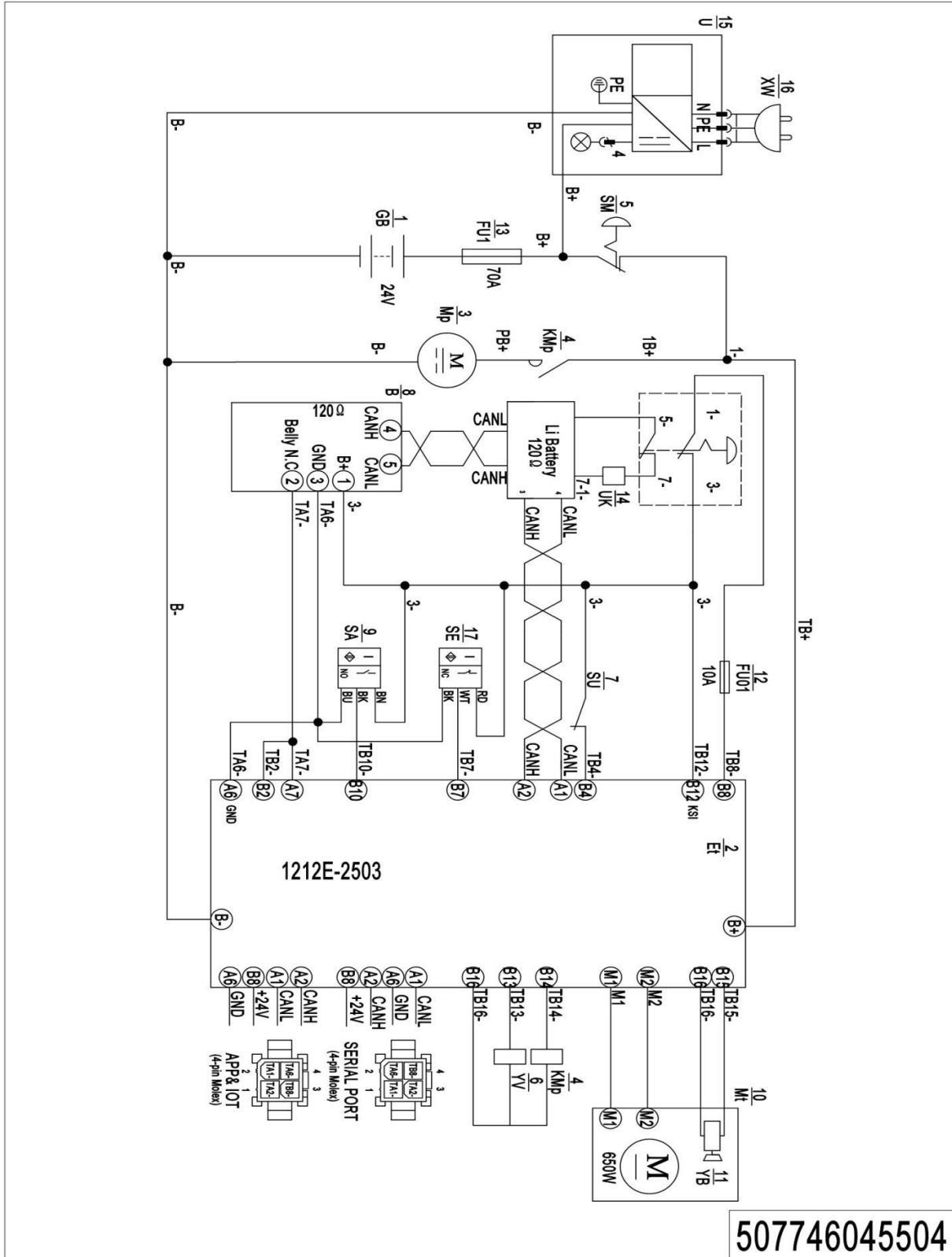
1= Supply as package. 2= Supply with constraints. 3= Phasing-out supply. 4= Supply as assembly. 5= Check other tables.

03 Electrical Circuit Diagram(PTE15N Pro)(EN1175-2020)(507746045503)



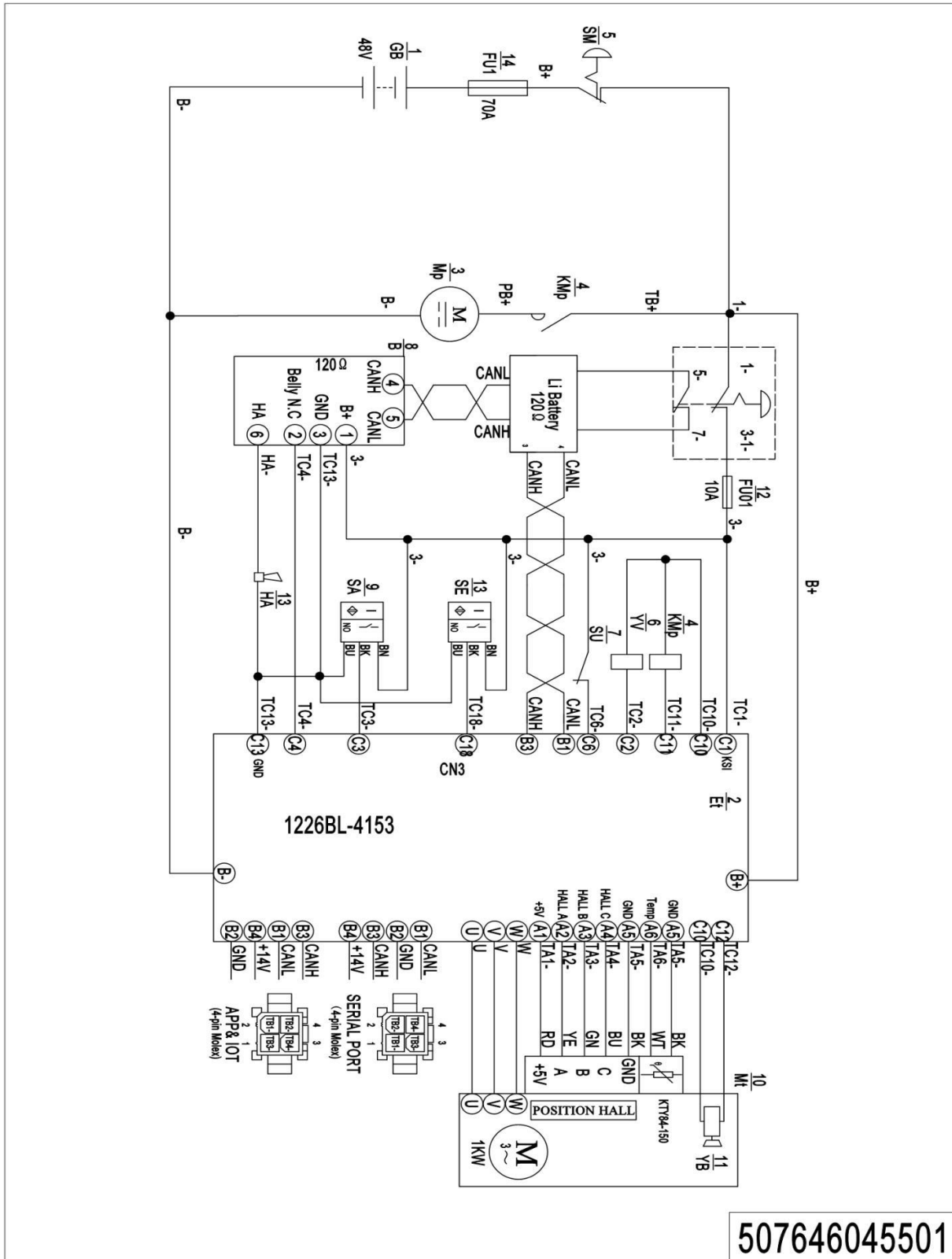
1= Supply as package. 2= Supply with constraints. 3= Phasing-out supply. 4= Supply as assembly. 5= Check other tables.

04 Electrical Circuit Diagram (PTE15N Pro) (EN1175-2020)
(507746045504)



1= Supply as package. 2= Supply with constraints. 3= Phasing-out supply. 4= Supply as assembly. 5= Check other tables.

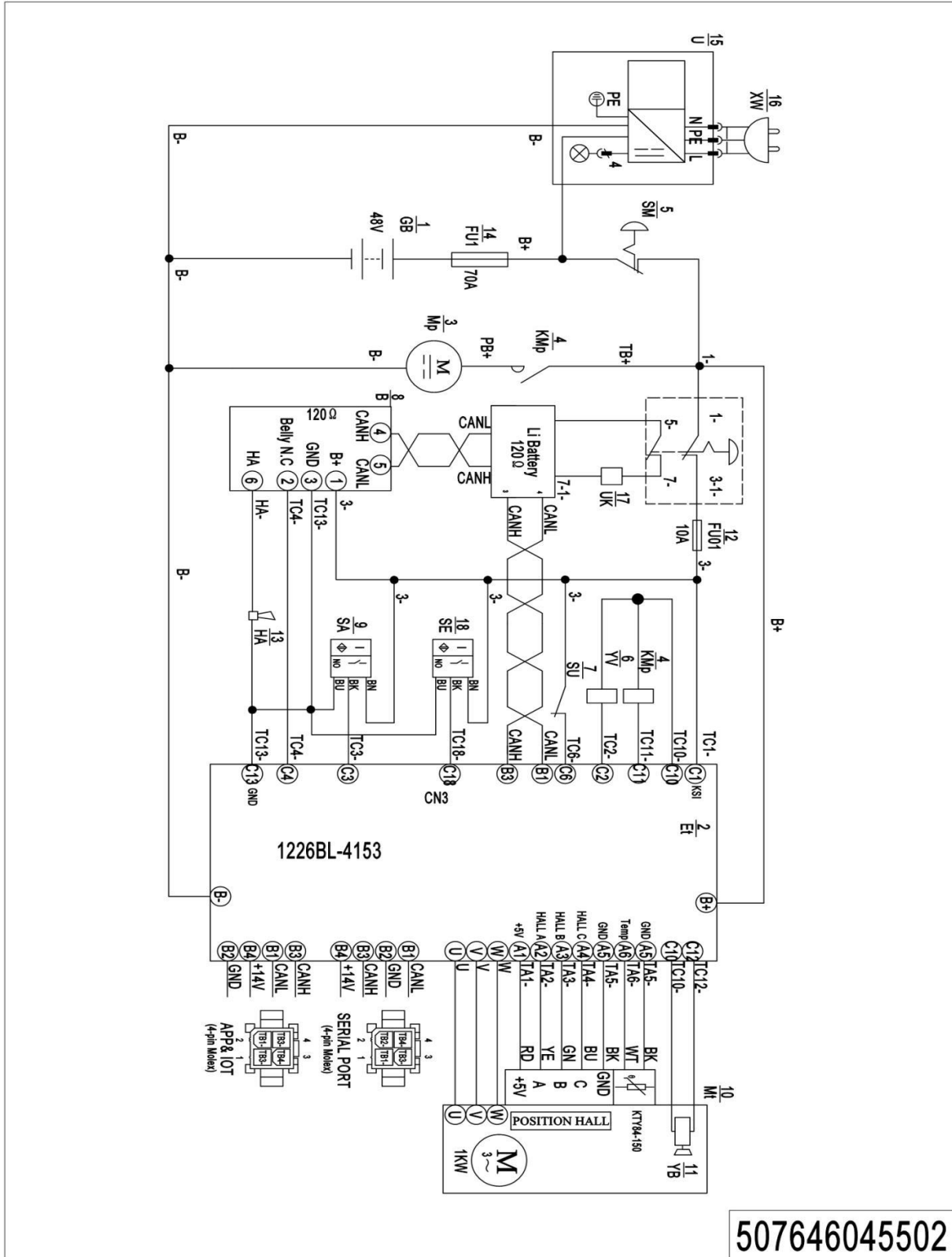
05 Electrical Circuit Diagram (PTE20N Pro) (EN1175-2020)
(507646045501)



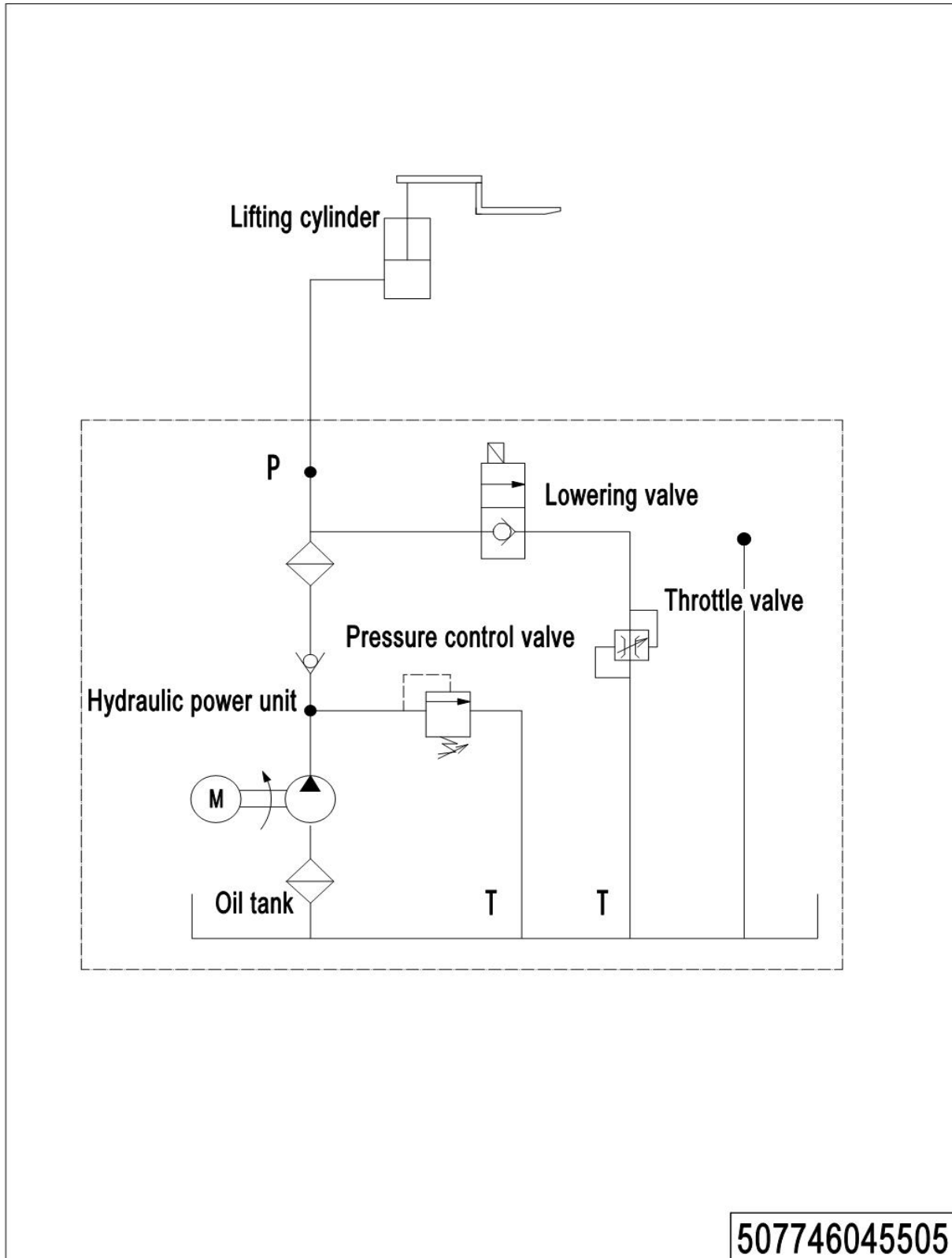
507646045501

1= Supply as package. 2= Supply with constraints. 3= Phasing-out supply. 4= Supply as assembly. 5= Check other tables.

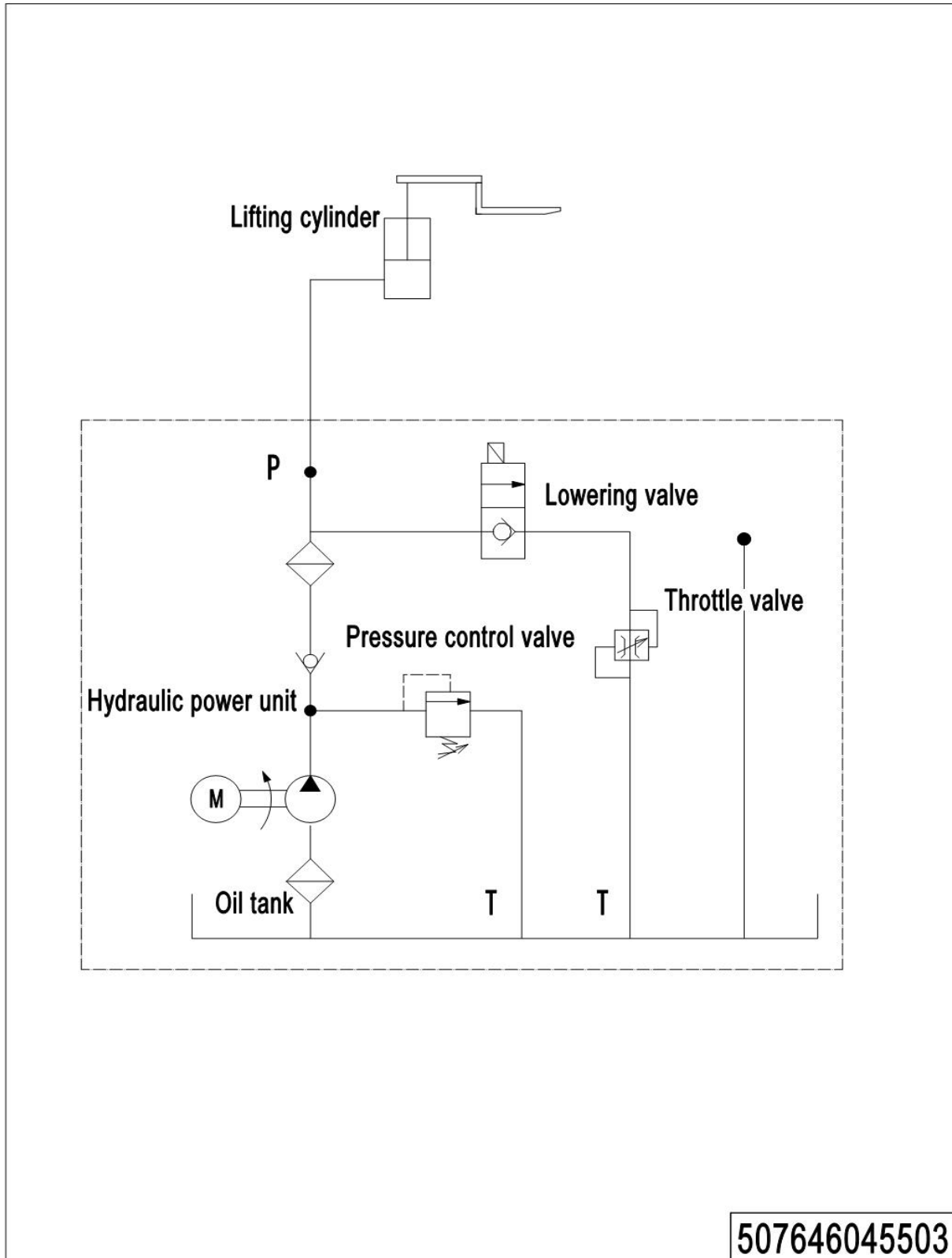
06 Electrical Circuit Diagram (PTE20N Pro) (EN1175-2020)
(507646045502)



07 Hydraulic Circuit Diagram (PTE15N Pro) (EN1175-2020)
(507746045505)



08 Hydraulic Circuit Diagram (PTE20N Pro) (EN1175-2020)
(507646045503)



09 Consumable Parts List

No.	Item Code	Item Description	Qty.	Chapter/ Section/ Number
1	910700200058	Bearing	1	Chapter 1/01/5. Chapter 1/03/4
2	910700600044	Bearing	1	Chapter 1/01/7. Chapter 1/03/6
3	507798520021	Bearing	1	Chapter 1/02/1.02
4	507798520023	Carbon Brush	4	Chapter 1/02/1.04
5	910700200044	Bearing	1	Chapter 1/04/5
6	961004000009	Wheel	1	Chapter 1/02/2. Chapter 1/04/2
7	961004200001	Wheel	1	Chapter 1/02/2. Chapter 1/04/2
8	508598510002	Proximity Switch	1	Chapter 1/03/13
9	508098520008	Brush	1	Chapter 2/01/4.02
10	508098510018	Seal Kit	1	Chapter 2/01/9.01
11	508598510004	Seal Kit	1	Chapter 2/01/9.03 Chapter 2/02/8.02
12	508598510005	Seal Kit	1	Chapter 2/02/8.01
13	940500100097	Bushing	2	Chapter 3/01/24 Chapter 3/02/24
14	910201000005	Oil Cup	2	Chapter 3/01/30.2
15	940500100083	Bushing	8	Chapter 3/01/26 Chapter 3/02/27
16	911200100001	Oil Cup	2	Chapter 3/01/30.07
17	508033010040	Wire Harness	1	Chapter 4/01/4
18	508598510005	Wire Harness	1	Chapter 4/02/4
19	940500200001	Bushing	2	Chapter 4/01/6 Chapter 4/02/6
20	920200400026	Proximity Switch	1	Chapter 4/01/9 Chapter 4/02/9
21	508011010001	Gas Spring	1	Chapter 4/01/10.3 Chapter 4/02/10.3
22	505638520039	Running Pulley	2	Chapter 4/05/1.02 Chapter 4/06/1.02
23	508098510049	Wheel	2	Chapter 4/05/2 Chapter 4/06/2
24	940500200038	Bushing	4	Chapter 4/05/2.01 Chapter 4/06/2.01
25	910700200019	Bearing	8/4	Chapter 4/05/2.04 Chapter 4/06/2.04
26	940300300005	WheelΦ80x70	4	Chapter 4/06/2.05
27	940300300047	WheelΦ80x70	4	Chapter 4/05/2.05
28	940300300023	WheelΦ80x93	4	Chapter 4/05/3.01 Chapter 4/06/3.01
29	940500100083	Bushing	4	Chapter 4/06/2.09
30	508098510050	Wheel	2	Chapter 4/06/3
31	910700200018	Bearing	2	Chapter 4/07/6.1

09 Consumable Parts List(Continuation)

No.	Item Code	Item Description	Qty.	Chapter/ Section/ Number
32	940300300017	WheelΦ80x30	1	Chapter 4/07/6.2
33	508098510047	Spring Components	2	Chapter 4/07/7
34	508033010040	Wire Harness	1	Chapter 5/01/1
35	508033010034	Wire Harness	1	Chapter 5/01/2
36	507733010002	Wire Harness	1	Chapter 5/01/3
37	507733010003	Wire Harness	1	Chapter 5/01/3
38	507733010000	Wire Harness	1	Chapter 5/01/4
39	507733010001	Wire Harness	1	Chapter 5/01/4
40	507733010004	Wire Harness	1	Chapter 5/01/4
41	507733010005	Wire Harness	1	Chapter 5/01/4
42	508033010036	Wire Harness	1	Chapter 5/01/5
43	508033010033	Wire Harness	1	Chapter 5/01/6
44	508033010006	Wire Harness	1	Chapter 5/01/7
45	508033010032	Wire Harness	1	Chapter 5/01/7
46	508033010035	Wire Harness	1	Chapter 5/01/8
47	507633010005	Wire Harness	1	Chapter 5/02/1
48	508533010006	Wire Harness	1	Chapter 5/02/2
49	508533010014	Wire Harness	1	Chapter 5/02/3
50	508533010004	Wire Harness	1	Chapter 5/02/4
51	508533010005	Wire Harness	1	Chapter 5/02/5
52	507633010002	Wire Harness	1	Chapter 5/02/6
53	507633010003	Wire Harness	1	Chapter 5/02/6
54	508533010007	Wire Harness	1	Chapter 5/02/7
55	507633010001	Wire Harness	1	Chapter 5/02/8
56	507633010004	Wire Harness	1	Chapter 5/02/8
57	920200100027	Emergency Button	1	Chapter 5/03/2 Chapter 5/04/2
58	920200300022	Microswitch	1	Chapter 5/03/8 Chapter 5/04/8
59	920100200015	Fuse	1	Chapter 5/09/1.11 Chapter 5/10/1.11
60	920100200016	Fuse	1	Chapter 5/09/1.10 Chapter 5/10/1.11
61	920100200018	Fuse	1	Chapter 5/11/1.11
62	920100200017	Fuse	1	Chapter 5/11/1.10

